



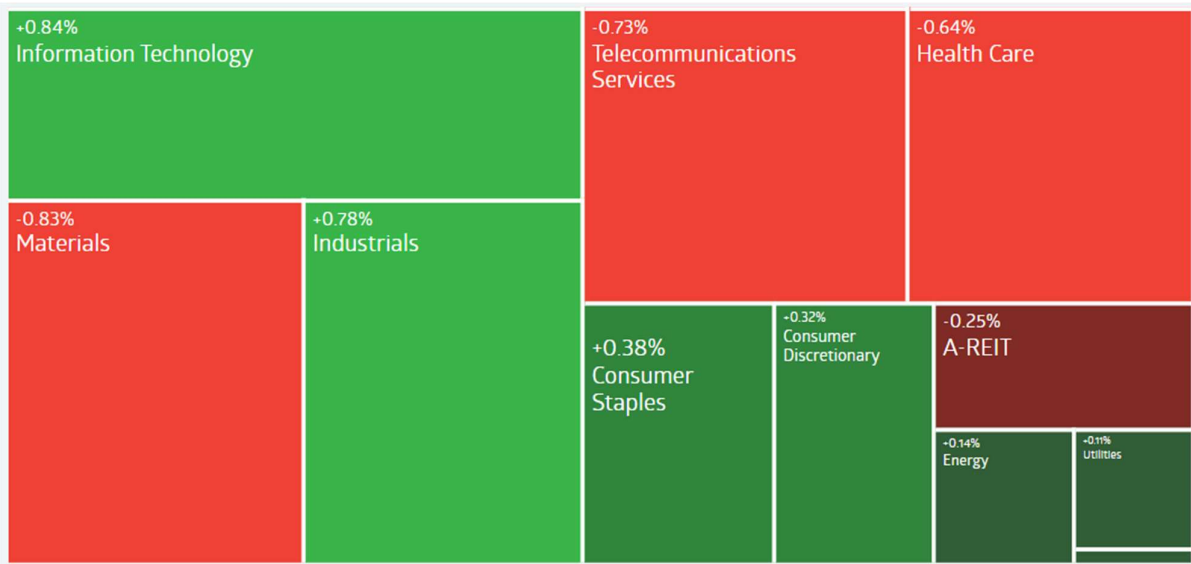
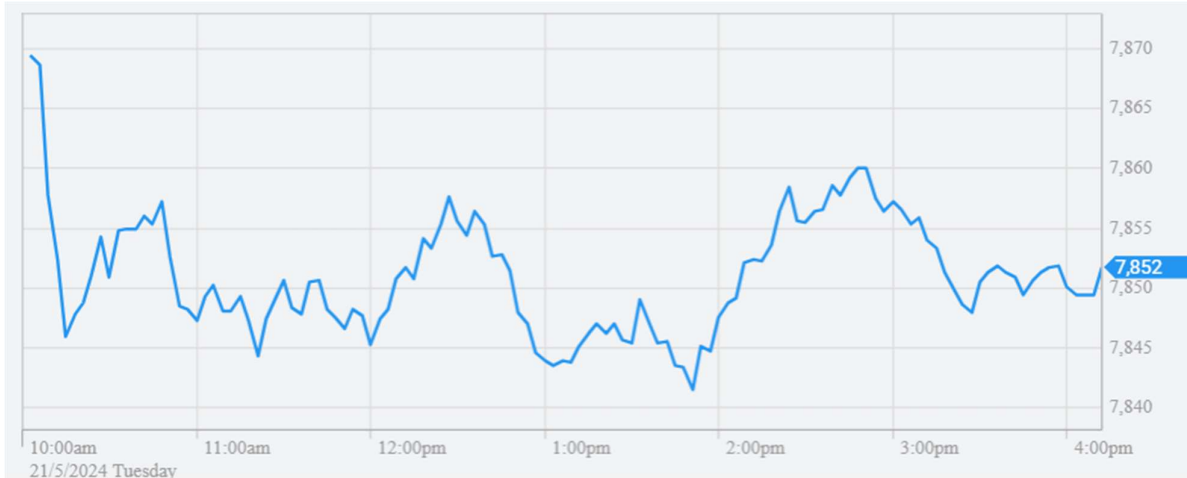
INVESTMENT MOTTO: Every cycle offers risk and return. Investing is all about how you manage each cycle to get the best out of it.

MARKET COMMENTARY

The Aussie market had a negative day with big global trade and very little local trade. Shadow reporting season has started, and it wasn't pretty today. JHX led the bashing while SHL recovered from the initial hit. Some of the beaten-up small caps bounced but macro remains weak. The employment market and consumer outlook remain weak and keeps falling around the world. Australia is no different in that aspect. We get PPI tonight and CPI tomorrow night. It makes no difference to the real economy but it's the market game. The commodity squeeze is playing out in several metals while there is no demand driven data to back it up. Global growth is falling while Copper pops to an all-time high. Gold is hitting a new all-time high every day and the market seems to think that is normal. Japan is showing who things can get bad with weak policy setting. Geopolitics is ramping up and the market continues to ignore. Eventually the consumers are going to fall and then everyone will panic but then it's too late. It may be different this time!

CNBC on Consumer Spending > Wendy's will offer a \$3 breakfast combination meal starting Monday, as restaurant chains look for new ways to drive sales while consumers pull back on dining out. The deal will include a small portion of seasoned potatoes and a choice of either a bacon, egg and cheese English muffin or a sausage, egg and cheese English muffin, the fast-food chain said. The promotion comes as Wendy's rival McDonald's plans a similar yet limited value meal option as it tries to boost traffic. Last week, CNBC reported the fast-food giant's \$5 meal deal would be available in stores for only a month, starting June 25. Consumers have become more selective about where they spend their dollars, and some restaurants have started to see a long-expected consumer pullback. Other fast-casual chains have enjoyed strong sales despite higher prices. As inflation lingers, companies that cater to lower-income consumers have faced a particular challenge bringing in customers. Wendy's earlier this month reported first-quarter revenue grew a modest 1.1% to \$534.8 million. Its same restaurant sales worldwide grew only 0.9% in the quarter. McDonald's missed first-quarter earnings expectations last month. Although higher prices have helped the chain's revenue, they have scared away some low-income customers. Chief Financial Officer Ian Borden said the company has adopted a "street-fighting mentality" to compete for value-minded diners. KFC, Pizza Hut and Taco Bell owner Yum Brands also posted a disappointing earnings report earlier this month, as revenue missed Wall Street estimates. The company cited same-store sales declines for KFC and Pizza Hut.

The current state of global markets is marked by a bear market cycle, with fluctuations that are causing both positive and negative outcomes for investors. Historically, 75% of retail investors have experienced losses during positive market periods. Investors are now facing market cycles that are unprecedented in their lifetime, making risk management a crucial aspect of investing. Going forward, the trend towards active investing is reemerging as investors seek quality, relative value, profitability, and dividends. To navigate this new paradigm, it's important to have an active investment strategy that is flexible and adaptable to changing market conditions!



Security	Last	+/-	%	Security	Last	+/-	%	Security	Last	+/-	%
S&P 300	7800.60	-11.00	-0.14	DXY	104.4700	-0.0400	-0.04	SPTGLD	2416.66	-9.65	-0.40
S&P 200	7851.70	-12.00	-0.15	AUDUSD	0.6661	-0.0007	-0.10	TWI	63.40	0.30	0.48
Mid Cap	9780.30	40.10	0.41	NZDAUD	0.9164	0.0006	0.07	WTIS	79.29	-0.51	-0.64
Small Cap	3080.40	9.70	0.32	GBPAUD	1.9093	0.0036	0.19	BRENT	83.16	-0.55	-0.66
Micro Cap	2261.20	3.30	0.15	EURAUD	1.6312	0.0029	0.18	COPP3M	10930.00	449.00	4.28
NZ50G	11675.99	-59.72	-0.51	EURUSD	1.0862	0.0005	0.04	NICK3M	21650.00	645.00	3.07
JAPAN	38946.93	-122.75	-0.31	USDJPY	156.2092	-0.0872	-0.06	ZINC	3047.00	118.00	4.03
KOSPI	2724.18	-17.96	-0.66	CNYUSD	0.1382	0.0000	-0.03	Security	Last	+/-	%
SING	3297.36	-16.69	-0.50	Security	Last	+/-	%	DOWFUT	39954.00	10.00	0.03
SHANGHAI	3154.03	31.63	1.01	USBON	4.4384	0.0137	0.31	NASFUT	18751.00	-12.00	-0.06
HNGKNG	19197.47	-438.75	-2.23	USLBR	4.5810	0.0130	0.28	SPFUT	5333.75	2.00	0.04
GERMAN	18768.96	0.00	0.00	BOND10	4.2530	0.0160	0.38				
CAC40	8195.97	0.00	0.00	BBSR3M	4.3425	-0.0025	-0.06				
FTSE	8424.20	3.94	0.05	VIX	12.15	0.16	1.33				
DOWJON	39806.77	-196.82	-0.49	XVI	10.75	-0.64	-5.65				
NASDAQ	16794.88	108.91	0.65								
SP500	5308.13	4.86	0.09								

Sources: AFR, AAP, ASX, Bloomberg, CNBC, CNN, FactSet, Hedgeye, IRESS, Market Watch, Reuters, S&P, Trading Economics

The Composite Consumer Sentiment Index (CCSI) fell to 98.4 points in May 2024, after remaining at its highest level since August 2023 for two consecutive months. Consumer sentiment regarding current living standards fell by one point lower from the previous month to 88, and that concerning the future outlook lost two points to stay 92 level. Consumer sentiment related to future household income dropped two points to 97, and that concerning future household spending was one point lower than in the previous month, at 109. Consumer sentiment concerning current domestic economic conditions dipped one point to 67, and that concerning future domestic economic conditions was two points lower than in the previous month, at 79. The expected inflation rate for the upcoming year was 3.2%.

Australia's Westpac-Melbourne Institute Consumer Sentiment index fell 0.3% month-over-month to 82.4 in May 2024, slowing from April's 2.4% decline. It was the third straight month of decrease, marking the softest pace in the sequence and coming after Treasurer Chalmers announced the country's budget focusing on boosting employment and easing cost-of-living pressures. The 12-month outlook for the economy rose 0.7% while the 5-year outlook jumped 2.6%. Consumers were also slightly more positive about the outlook for family finances. However, their assessments of the current family finances weakened. Also, the index measuring whether it was a good time to buy major household items fell further despite its rate of decline softening sharply. "While expectations improved a touch, this was overshadowed by a further deterioration in current conditions and fears that persistently high inflation may require further interest rate rises," said Westpac senior economist Matthew Hassan.

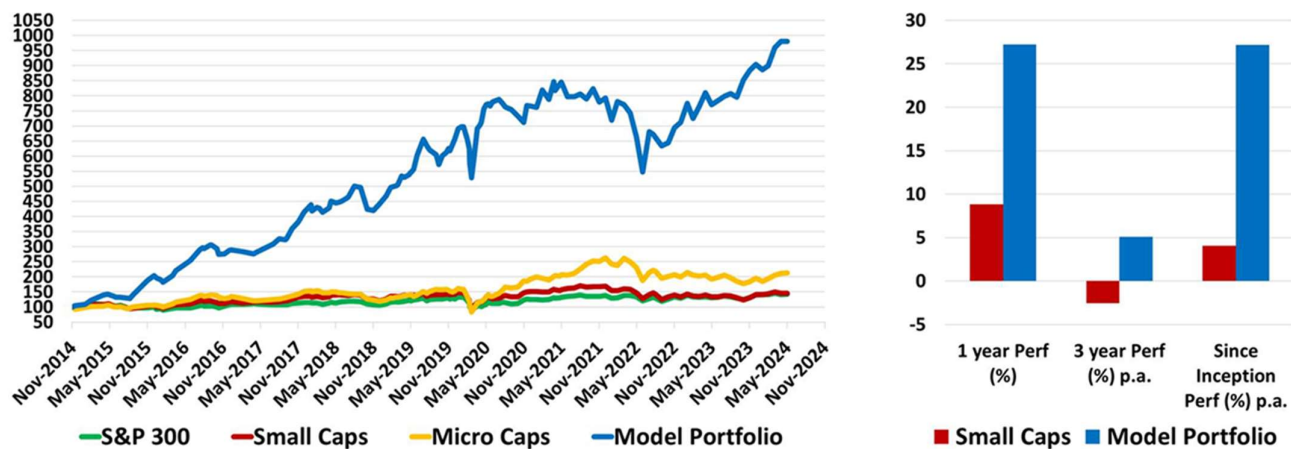
Producer prices in Germany declined by 3.3% year-on-year in April 2024, following a 2.9% drop in the previous month, compared to market forecasts of a 3.2% fall. It marked the tenth consecutive month of producer deflation, dragged by a decline in energy costs (-8.2%), influenced by natural gas (-18.0%) and electricity (-14.0%). Meanwhile, prices of intermediate goods dropped by 3.1%, weighed by paperboard and paper products (-7.7%), metals (-5.8%), and basic chemicals (-6.6%). By contrast, prices of non-durable consumer goods increased by 0.3%, while those of durable consumer goods climbed by 1.0%. Also, prices of capital goods advanced 2.4%, mainly driven by rises in machinery prices (2.8%) and the prices of motor vehicles, trailers, and semi-trailers (1.7%). On a monthly basis, producer prices were up by 0.2%, the same pace as in March, and matching forecasts.

Global Markets

The US market had another flat day with NASDAQ stocks up and DOW stocks down. Usual pump candidates tend to be in one of these easily manipulated indices and usually only one moves but today they moved against each other. Apart from countless US Fed talkers adding to volatility, Mexican retail sales fell more than expected and the most since the pandemic. JPM's Dimon flagged getting closer to retirement. Microsoft uses Qualcomm chips in their PCs. Iranian President dies in a helicopter crash and finger pointing has started. International Criminal Court prosecutor is seeking arrest warrants for Netanyahu, his defense minister and some Hamas leaders for war crimes. Metal and Food prices are running hot on speculation and inflation will follow. DOW -0.49%, S&P +0.09%, RUSSELL +0.32% and NASDAQ +0.65%. VIX ticks up at low 12. Yields and USD were higher. Gold and Copper hit new highs as Oil was a bit weaker despite Middle East unrest. Oil seems to be way too manipulated given the rise in supply risk in recent months. Tech and Communication were the clear pump sectors while Financials and Retail were taking hits. European markets were slightly higher.

Deep Data Analytics provides the framework and support to make you a professional investor!

Small Cap investing can outperform in an expensive market with risk management!



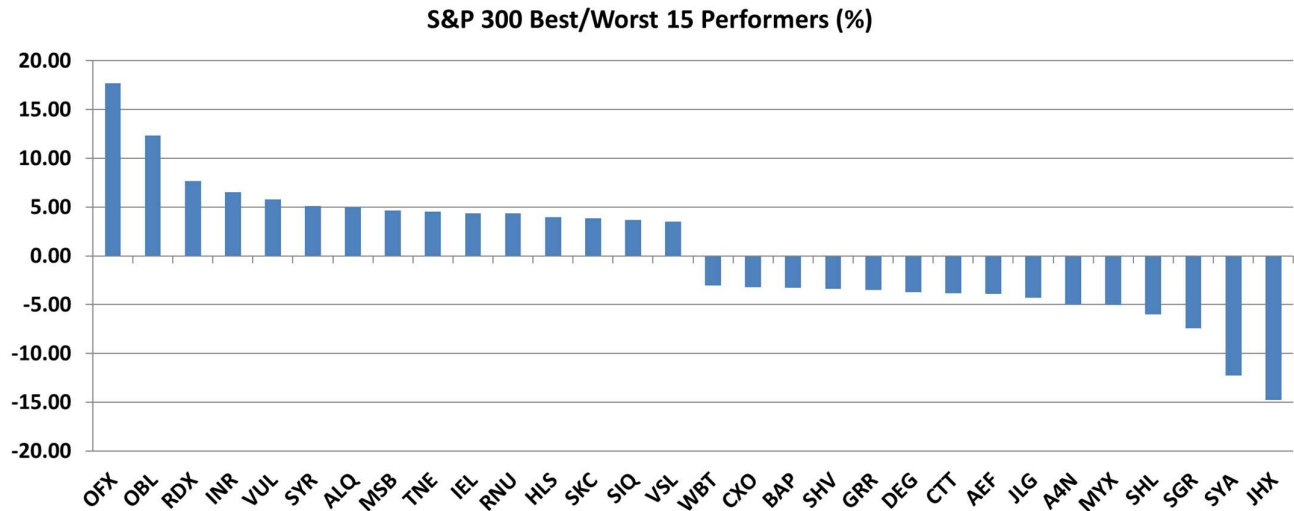
For more market and investment strategies,
visit...

www.deepdataanalytics.com.au

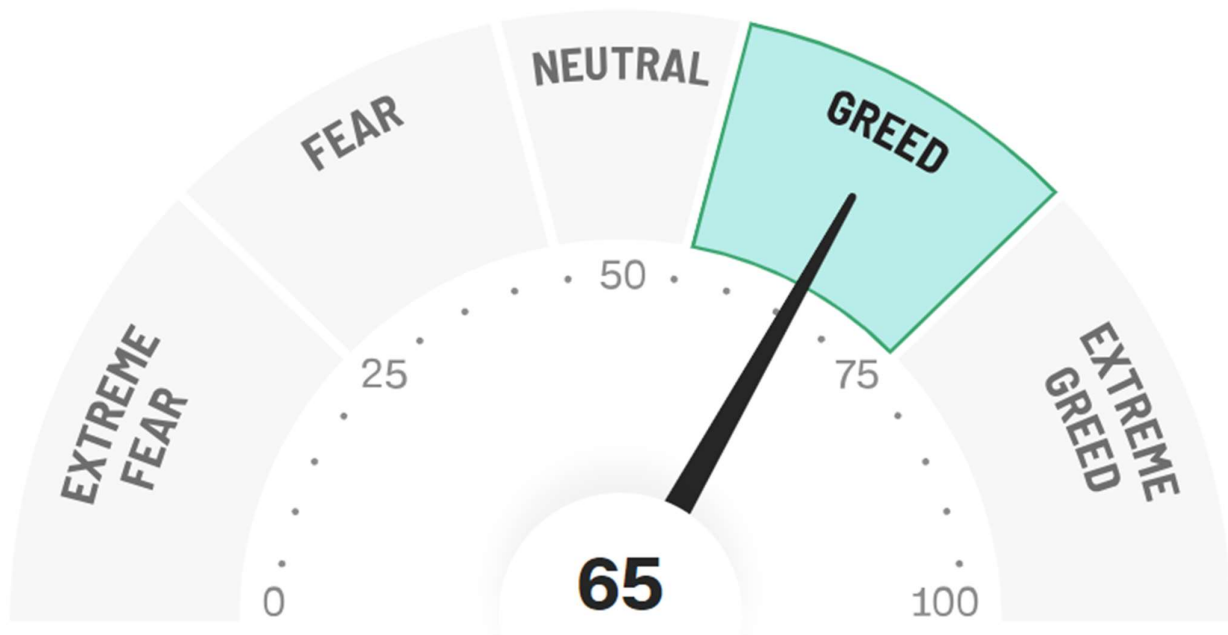
or email...

info@deepdataanalytics.com.au

1. Movers and Shakers in S&P 300 >



2. CNN Fear & Greed Index >



TODAY'S BEST 30 IN S&P 300

Code	Company Name	Market Cap (\$m)	Price (\$)	Daily Price Change (%)	Newsflash
OFX	OFX Group Ltd	417.79	2.00	17.70	FY24 Results Announcement
OBL	Omni Bridgeway Ltd	194.96	0.78	12.32	N/A
RDX	Redox Limited	1575.24	3.23	7.67	N/A
INR	Ioneer Ltd	534.89	0.25	6.52	N/A
VUL	Vulcan Energy	829.39	5.10	5.81	Corporate Presentation - May 2024
SYR	Syrah Resources	420.39	0.52	5.10	N/A
ALQ	ALS Ltd	6676.67	14.48	5.00	ALS Full Year Statutory Accounts FY24
MSB	Mesoblast Limited	1227.42	1.13	4.65	N/A
TNE	Technology One	5217.33	16.75	4.56	TNE ARR up 21% and H1 Profit Before Tax up 17%
IEL	Idp Education Ltd	4603.68	17.26	4.35	Change in substantial holding
RNU	Renascor Res Ltd	292.26	0.12	4.35	N/A
HLS	Healius	911.26	1.31	3.98	N/A
SKC	Skycity Ent Grp Ltd	1185.92	1.62	3.85	REACHES AGREEMENT TO SETTLE NZ AML/CFT PROCEEDINGS
SIQ	Smartgrp Corporation	1082.28	8.43	3.69	N/A
VSL	Vulcan Steel	894.89	7.05	3.52	N/A
360	Life360 Inc.	3338.60	16.55	3.50	N/A
IPH	IPH Limited	1526.07	6.37	3.41	N/A
QAN	Qantas Airways	9890.83	6.27	3.29	N/A
JDO	Judo Cap Holdings	1358.89	1.27	3.27	N/A
IMD	Imdex Limited	1123.20	2.27	3.18	N/A
RED	Red 5 Limited	1645.31	0.49	3.16	N/A
AD8	Audinate Group Ltd	1349.69	16.72	2.96	N/A
PXA	Pexagroup	2567.31	14.88	2.83	N/A
ZIP	ZIP Co Ltd	1419.59	1.30	2.78	Zip US Leadership Update
MEI	Meteoric Resources	378.12	0.20	2.63	N/A
CWY	Cleanaway Waste Ltd	6041.61	2.78	2.58	N/A
GEM	G8 Education Limited	971.41	1.23	2.50	N/A
A2M	The A2 Milk Company	4793.06	6.79	2.41	N/A
WHC	Whitehaven Coal	6333.07	7.75	2.38	N/A
DOW	Downer EDI Limited	3223.55	4.91	2.29	N/A

TODAY'S WORST 30 IN S&P 300

Code	Company Name	Market Cap (\$m)	Price (\$)	Daily Price Change (%)	Newsflash
JHX	James Hardie Indust	23758.38	46.67	-14.79	Q4 FY24 Results Announcement
SYA	Sayona Mining Ltd	504.37	0.04	-12.24	N/A
SGR	The Star Ent Grp	1549.09	0.50	-7.41	Further response to media articles
SHL	Sonic Healthcare	12783.55	25.01	-6.01	Sonic Healthcare Earnings Update
MYX	Mayne Pharma Ltd	488.33	5.45	-5.05	N/A
A4N	Alpha Hpa Ltd	933.80	0.95	-5.00	Successful \$175M Equity Raising to take FID
JLG	Johns Lyng Group	1694.33	5.83	-4.27	N/A
AEF	Australian Ethical	519.93	4.43	-3.90	N/A
CTT	Cettire	987.41	2.49	-3.86	N/A
DEG	De Grey Mining	2782.60	1.16	-3.75	N/A
GRR	Grange Resources.	497.66	0.42	-3.49	N/A
SHV	Select Harvests	394.65	3.15	-3.37	N/A
BAP	Bapcor Limited	1544.33	4.40	-3.30	Becoming a substantial holder
CXO	Core Lithium	331.23	0.15	-3.23	N/A
WBT	Weebit Nano Ltd	431.92	2.22	-3.06	N/A
GOR	Gold Road Res Ltd	1809.19	1.62	-2.99	N/A
PME	Pro Medicus Limited	12114.33	112.66	-2.89	N/A
OML	Ooh!Media Limited	859.36	1.55	-2.82	N/A
WC8	Wildcat Resources	657.58	0.53	-2.75	N/A
TLS	Telstra Group	42404.75	3.57	-2.72	Org changes, action on cost & early FY25 guidance
CCP	Credit Corp Group	1010.79	14.45	-2.69	N/A
ARU	Arafura Rare Earths	450.51	0.19	-2.56	N/A
BSL	BlueScope Steel Ltd	9585.83	21.13	-2.49	N/A
RWC	Reliance Worldwide	3966.28	4.90	-2.39	N/A
HPI	Hotel Property	653.84	3.27	-2.39	N/A
LTR	Liontown Resources	3612.50	1.46	-2.35	N/A
COE	Cooper Energy Ltd	567.61	0.21	-2.33	BMG Wells decommissioning update
CHN	Chalice Mining Ltd	669.02	1.68	-2.33	N/A
CMW	Cromwell Prop	1126.11	0.42	-2.33	N/A
NVX	Novonix Limited	422.94	0.85	-2.31	N/A

CHECKING S&P 300 BY THE SECTOR

➤ Energy stocks:

Code	Company Name	Market Cap (\$m)	Price (\$)	Daily Price Change (%)	Newsflash
ALD	Ampol Limited	8400.15	35.03	-0.62	N/A
BMN	Bannerman Energy Ltd	721.41	4.74	0.42	N/A
BOE	Boss Energy Ltd	2390.62	5.86	0.17	N/A
BPT	Beach Energy Limited	3901.08	1.72	0.29	N/A
COE	Cooper Energy Ltd	567.61	0.21	-2.33	BMG Wells decommissioning update
DYL	Deep Yellow Limited	1662.17	1.75	1.75	Appointment of Company Secretary
KAR	Karooon Energy Ltd	1518.35	1.90	0.00	N/A
MRM	MMA Offshore	1004.41	2.70	1.89	N/A
NHC	New Hope Corporation	4184.41	5.04	1.82	N/A
NXG	Nexgenenergycanada	852.59	12.34	2.24	N/A
PDN	Paladin Energy Ltd	5217.26	17.80	1.83	N/A
STO	Santos Ltd	25040.33	7.70	-0.13	N/A
STX	Strike Energy Ltd	600.76	0.21	0.00	N/A
TER	Terracom Ltd	192.23	0.24	-2.08	N/A
VEA	Viva Energy Group	5502.09	3.50	1.45	Results of 2024 Annual General Meeting
WDS	Woodside Energy	53316.89	27.99	-0.32	N/A
WHC	Whitehaven Coal	6333.07	7.75	2.38	N/A

➤ Material (Ex Mining) stocks:

Code	Company Name	Market Cap (\$m)	Price (\$)	Daily Price Change (%)	Newsflash
A4N	Alpha Hpa Ltd	933.80	0.95	-5.00	Successful \$175M Equity Raising to take FID
ABC	Adbri Limited	2080.49	3.17	-0.31	N/A
AMC	Amcor PLC	9531.58	15.10	-1.88	QUOTED: Ex Dividend
BKW	Brickworks Limited	4063.95	26.40	-0.90	N/A
BLD	N/A	N/A	N/A	N/A	N/A
CSR	CSR Limited	4248.71	8.90	0.00	N/A
CXL	Calix Limited	271.20	1.48	-1.00	N/A
IPL	Incitec Pivot	5787.83	3.04	2.01	N/A
JHX	James Hardie Indust	23758.38	46.67	-14.79	Q4 FY24 Results Announcement
LTM	Arcadium Lithium PLC	2798.79	7.14	-0.97	N/A
NUF	Nufarm Limited	1971.99	5.15	-0.19	N/A
ORA	Orora Limited	2888.52	2.15	0.00	N/A
ORI	Orica Limited	9109.62	18.86	0.64	N/A

➤ **Gold stocks:**

Code	Company Name	Market Cap (\$m)	Price (\$)	Daily Price Change (%)	Newsflash
BGL	Bellevue Gold Ltd	2378.23	2.02	0.00	N/A
CMM	Capricorn Metals	1838.56	4.91	0.82	N/A
DEG	De Grey Mining	2782.60	1.16	-3.75	N/A
EMR	Emerald Res NL	2507.34	3.88	1.31	N/A
EVN	Evolution Mining Ltd	8062.66	4.02	-0.99	N/A
GMD	Genesis Minerals	2148.50	1.92	0.26	N/A
GOR	Gold Road Res Ltd	1809.19	1.62	-2.99	N/A
NEM	Newmont Corporation	10371.76	65.75	-0.93	N/A
NST	Northern Star	17368.75	14.93	-1.19	N/A
PDI	Predictive Disc Ltd	444.49	0.19	0.00	N/A
PRU	Perseus Mining Ltd	3393.26	2.46	-0.40	N/A
RED	Red 5 Limited	1645.31	0.49	3.16	N/A
RMS	Ramellus Resources	2400.00	2.11	0.48	N/A
RRL	Regis Resources	1623.98	2.13	-0.93	N/A
RSG	Resolute Mining	1053.88	0.51	2.02	N/A
SLR	Silver Lake Resource	1509.61	1.63	0.62	N/A
TIE	N/A	N/A	N/A	N/A	N/A
WAF	West African Res Ltd	1567.35	1.53	0.00	N/A
WGX	Westgold Resources.	1075.12	2.31	1.76	N/A

➤ Mining (Ex Gold) stocks:

Code	Company Name	Market Cap (\$m)	Price (\$)	Daily Price Change (%)	Newsflash
ADT	Adriatic Metals	1232.66	4.82	1.47	N/A
ARU	Arafura Rare Earths	450.51	0.19	-2.56	N/A
AWC	Alumina Limited	4990.89	1.74	1.16	Update on transaction with Alcoa
BHP	BHP Group Limited	231870.39	46.04	0.70	N/A
BSL	BlueScope Steel Ltd	9585.83	21.13	-2.49	N/A
CHN	Chalice Mining Ltd	669.02	1.68	-2.33	N/A
CIA	Champion Iron Ltd	3911.44	7.66	1.46	N/A
CRN	Coronado Global Res	1894.39	1.13	-0.44	N/A
CXO	Core Lithium	331.23	0.15	-3.23	N/A
DRR	Deterra	2563.95	4.83	-0.41	N/A
DVP	Develop Global Ltd	596.93	2.44	-0.81	N/A
FMG	Fortescue Ltd	83871.00	27.01	-0.84	N/A
GRR	Grange Resources.	497.66	0.42	-3.49	N/A
IGO	IGO Limited	6088.43	7.95	-1.12	N/A
ILU	Iluka Resources	3363.56	7.85	-0.13	N/A
IMD	Imdex Limited	1123.20	2.27	3.18	N/A
INR	Ioneer Ltd	534.89	0.25	6.52	N/A
LOT	Lotus Resources Ltd	869.83	0.49	2.11	N/A
LRS	Latin Resources Ltd	728.89	0.27	1.92	N/A
LTR	Liontown Resources	3612.50	1.46	-2.35	N/A
LYC	Lynas Rare Earths	6617.80	7.10	0.28	N/A
MEI	Meteoric Resources	378.12	0.20	2.63	N/A
MIN	Mineral Resources.	15575.96	79.24	-0.31	Onslow Iron delivers first ore on ship ahead of schedule
NIC	Nickel Industries	4585.82	1.07	-0.47	N/A
PLS	Pilbara Min Ltd	12640.83	4.15	-1.19	N/A
PMT	Patriotbattery metals	589.49	1.00	0.00	N/A
PRN	Perenti Limited	958.51	1.00	-0.50	N/A
RIO	Rio Tinto Limited	50437.15	134.09	-1.31	N/A
RNU	Renascor Res Ltd	292.26	0.12	4.35	N/A
S32	South32 Limited	17618.82	3.90	0.26	N/A
SFR	Sandfire Resources	4587.31	10.02	-0.10	N/A
SGM	Sims Limited	2113.71	11.02	0.73	N/A
SMR	Stanmore Resources	2947.55	3.27	0.00	N/A
SYA	Sayona Mining Ltd	504.37	0.04	-12.24	N/A
SYR	Syrah Resources	420.39	0.52	5.10	N/A
TLG	Talga Group Ltd	300.01	0.80	0.63	N/A
VSL	Vulcan Steel	894.89	7.05	3.52	N/A
VUL	Vulcan Energy	829.39	5.10	5.81	Corporate Presentation - May 2024
WC8	Wildcat Resources	657.58	0.53	-2.75	N/A

➤ **Industrial stocks:**

Code	Company Name	Market Cap (\$m)	Price (\$)	Daily Price Change (%)	Newsflash
AIA	Auckland Internation	10089.95	6.78	-0.73	N/A
ALQ	ALS Ltd	6676.67	14.48	5.00	ALS Full Year Statutory Accounts FY24
ALX	Atlas Arteria	7776.47	5.34	-0.37	N/A
APM	APM Human Services	1008.90	1.11	0.91	N/A
ASB	Austal Limited	869.86	2.43	1.25	N/A
AZJ	Aurizon Holdings Ltd	6884.23	3.72	-0.53	N/A
BXB	Brambles Limited	19678.01	14.27	0.99	N/A
CPU	Computershare Ltd	15647.35	26.71	1.40	N/A
CWY	Cleanaway Waste Ltd	6041.61	2.78	2.58	N/A
DBI	Dalrymple Bay	1452.58	2.93	0.00	N/A
DOW	Downer EDI Limited	3223.55	4.91	2.29	N/A
FBU	Fletcher Building	2137.71	2.67	-2.20	N/A
GWA	GWA Group Ltd	625.88	2.31	-2.12	N/A
IPH	IPH Limited	1526.07	6.37	3.41	N/A
JLG	Johns Lyng Group	1694.33	5.83	-4.27	N/A
KLS	Kelsian Group Ltd	1427.13	5.35	1.13	N/A
LNK	N/A	N/A	N/A	N/A	N/A
MGH	Maas Group Holdings	1370.72	4.21	0.72	N/A
MMS	McMillan Shakespeare	1226.41	17.29	-1.82	N/A
MND	Monadelphous Group	1281.64	13.15	0.00	N/A
NWH	NRW Holdings Limited	1232.29	2.74	0.74	Contract Awards
QAN	Qantas Airways	9890.83	6.27	3.29	N/A
QUB	Qube Holdings Ltd	6271.83	3.63	2.25	N/A
RDY	Redox Limited	1575.24	3.23	7.67	N/A
REH	Reece Limited	16989.38	25.89	-1.56	N/A
RWC	Reliance Worldwide	3966.28	4.90	-2.39	N/A
SIQ	Smartgrp Corporation	1082.28	8.43	3.69	N/A
SLX	Silex Systems	1558.23	6.50	-1.22	N/A
SSM	Service Stream	723.74	1.18	0.43	N/A
SVW	Seven Group Holdings	14874.42	38.88	0.83	Investor Presentation
TCL	Transurban Group	38188.37	12.28	-0.57	N/A
VNT	Ventiaservicesgroup	3019.86	3.55	0.57	N/A
WOR	Worley Limited	7934.10	14.88	-1.06	N/A

➤ **Consumer stocks:**

Code	Company Name	Market Cap (\$m)	Price (\$)	Daily Price Change (%)	Newsflash
ADH	Adairs Limited	324.91	1.83	-1.88	N/A
ALL	Aristocrat Leisure	29712.44	46.99	0.19	N/A
APE	Eagers Automotive	3158.53	12.19	-0.16	N/A
ARB	ARB Corporation.	3083.34	37.59	0.37	N/A
AX1	Accent Group Ltd	1002.23	1.80	0.84	N/A
BAP	Bapcor Limited	1544.33	4.40	-3.30	Becoming a substantial holder
BRG	Breville Group Ltd	3657.48	25.97	1.84	N/A
CKF	Collins Foods Ltd	1102.91	9.32	-0.64	N/A
CTD	Corp Travel Limited	2189.03	14.84	-0.80	N/A
CTT	Cettire	987.41	2.49	-3.86	N/A
DMP	Domino Pizza Enterpr	3364.44	37.13	0.35	N/A
FLT	Flight Centre Travel	4516.61	20.65	1.03	N/A
GEM	G8 Education Limited	971.41	1.23	2.50	N/A
GNC	GrainCorp Limited	1900.13	8.44	-0.35	N/A
GUD	G.U.D. Holdings	1541.39	10.96	0.18	N/A
HVN	Harvey Norman	5345.37	4.34	1.17	N/A
IEL	Idp Education Ltd	4603.68	17.26	4.35	Change in substantial holding
JBH	JB Hi-Fi Limited	6182.84	57.41	1.52	N/A
JIN	Jumbo Interactive	1086.49	17.25	-0.06	N/A
KGN	Kogan.Com Ltd	481.29	4.73	-1.05	N/A
LNW	Light & Wonder Inc.	2693.77	141.21	-0.11	N/A
LOV	Lovisa Holdings Ltd	3442.16	32.08	2.23	N/A
NCK	Nick Scali Limited	1212.20	14.21	-0.98	N/A
PFP	Propel Funeral	765.20	5.54	-0.18	N/A
PMV	Premier Investments	4735.93	29.81	0.37	N/A
PWH	Pwr Holdings Limited	1167.63	11.66	0.34	N/A
SGR	The Star Ent Grp	1549.09	0.50	-7.41	Further response to media articles
SKC	Skycity Ent Grp Ltd	1185.92	1.62	3.85	REACHES AGREEMENT TO SETTLE NZ AML/CFT PROCEEDINGS
SUL	Super Ret Rep Ltd	2962.84	13.10	-0.15	N/A
TAH	TABCORP Holdings Ltd	1552.88	0.67	-2.21	N/A
TLC	The Lottery Corp	11484.98	5.10	-1.16	N/A
TPW	Temple & Webster Ltd	1222.64	10.46	1.55	N/A
WEB	Webjet Limited	3257.54	8.44	0.72	N/A
WES	Wesfarmers Limited	77237.47	68.36	0.38	N/A

➤ **Staple stocks:**

Code	Company Name	Market Cap (\$m)	Price (\$)	Daily Price Change (%)	Newsflash
A2M	The A2 Milk Company	4793.06	6.79	2.41	N/A
BGA	Bega Cheese Ltd	1316.63	4.36	0.93	N/A
COL	Coles Group	21805.75	16.21	-0.43	N/A
EDV	Endeavour	9044.45	5.07	0.40	N/A
ELD	Elders Limited	1306.17	8.47	2.05	N/A
GNC	GrainCorp Limited	1900.13	8.44	-0.35	N/A
ING	Inghams Group	1419.82	3.82	0.00	N/A
MTS	Metcash Limited	4224.31	3.86	-0.26	N/A
RIC	Ridley Corporation	672.72	2.12	-0.47	N/A
SHV	Select Harvests	394.65	3.15	-3.37	N/A
TWE	Treasury Wine Estate	9274.60	11.53	0.87	N/A
WOW	Woolworths Group Ltd	38321.19	31.42	0.16	N/A

➤ **Healthcare stocks:**

Code	Company Name	Market Cap (\$m)	Price (\$)	Daily Price Change (%)	Newsflash
ACL	Au Clinical Labs	468.25	2.33	0.43	FY24 Trading Update
ANN	Ansell Limited	3723.03	25.36	-0.59	N/A
COH	Cochlear Limited	20939.14	318.43	-0.40	N/A
CSL	CSL Limited	134295.93	277.63	-0.10	N/A
CUV	Clinuvel Pharmaceut.	771.10	15.45	0.39	N/A
EBO	Ebos Group Ltd	6206.77	32.25	0.40	N/A
FPH	Fisher & Paykel H.	15399.54	25.94	-1.63	N/A
HLS	Healius	911.26	1.31	3.98	N/A
IDX	Integral Diagnostics	580.23	2.49	0.40	N/A
IMU	Imugene Limited	505.07	0.07	0.00	N/A
MSB	Mesoblast Limited	1227.42	1.13	4.65	N/A
MVF	Monash IVF Group Ltd	563.02	1.46	0.69	N/A
MYX	Mayne Pharma Ltd	488.33	5.45	-5.05	N/A
NAN	Nanosonics Limited	863.49	2.90	1.75	N/A
NEU	Neuren Pharmaceut.	2682.89	20.73	-1.33	N/A
PME	Pro Medicus Limited	12114.33	112.66	-2.89	N/A
PNV	Polynovo Limited	1428.78	2.05	-0.97	N/A
REG	Regis Healthcare Ltd	1237.25	4.03	-1.95	N/A
RHC	Ramsay Health Care	11432.58	48.96	-1.61	N/A
RMD	ResMed Inc.	20692.91	32.80	1.14	N/A
SHL	Sonic Healthcare	12783.55	25.01	-6.01	Sonic Healthcare Earnings Update
SIG	Sigma Health Ltd	2023.51	1.25	0.40	N/A
TLX	Telix Pharmaceutical	5079.11	15.39	0.13	Telix Completes Proof-of-Concept Study for Alpha Therapy

➤ **Bank stocks:**

Code	Company Name	Market Cap (\$m)	Price (\$)	Daily Price Change (%)	Newsflash
ANZ	ANZ Group Holdings	84751.65	28.31	0.46	N/A
BEN	Bendigo and Adelaide	6202.09	11.08	1.47	N/A
BOQ	Bank of Queensland.	3931.72	6.04	1.34	N/A
CBA	Commonwealth Bank.	203824.58	121.79	0.02	N/A
JDO	Judo Cap Holdings	1358.89	1.27	3.27	N/A
MYS	MyState Limited	395.95	3.60	0.56	N/A
NAB	National Aust. Bank	107759.71	34.71	-0.06	NAB Capital Notes 8 Replacement Prospectus
VUK	Virgin Money Uk PLC	2218.12	4.05	0.25	N/A
WBC	Westpac Banking Corp	93674.23	27.07	0.37	N/A

➤ **Diversified Financials / Insurance stocks:**

Code	Company Name	Market Cap (\$m)	Price (\$)	Daily Price Change (%)	Newsflash
AEF	Australian Ethical	519.93	4.43	-3.90	N/A
AFG	Aust Finance Grp	387.20	1.44	0.35	Initial substantial shareholding
AMP	AMP Limited	2948.14	1.09	-0.91	N/A
ASX	ASX Limited	12199.43	62.78	-0.22	N/A
AUB	AUB Group Ltd	3212.06	29.46	-0.57	N/A
CCP	Credit Corp Group	1010.79	14.45	-2.69	N/A
CGF	Challenger Limited	4409.40	6.25	-2.04	N/A
FPR	Fleetpartners Group	838.62	3.40	-1.16	N/A
HLI	Helia Group Limited	1175.63	4.01	-0.50	N/A
HUB	HUB24 Ltd	3382.51	41.99	0.79	N/A
IAG	Insurance Australia	15122.13	6.39	0.16	N/A
IFL	Insignia Financial	1582.91	2.34	-0.85	N/A
MAF	MA Financial Group	837.80	4.60	-0.43	N/A
MFG	Magellan Fin Grp Ltd	1545.38	8.66	1.29	N/A
MPL	Medibank Private Ltd	9969.49	3.64	0.55	N/A
MQG	Macquarie Group Ltd	74333.03	193.20	-0.46	N/A
NHF	NIB Holdings Limited	3453.75	7.08	-0.56	N/A
NWL	Netwealth Group	4941.69	20.34	0.44	N/A
OBL	Omni Bridgeway Ltd	194.96	0.78	12.32	N/A
OFX	OFX Group Ltd	417.79	2.00	17.70	FY24 Results Announcement
PNI	Pinnacle Investment	2620.27	12.95	0.39	N/A
PPT	Perpetual Limited	2522.57	22.46	1.08	N/A
PTM	Platinum Asset	620.01	1.05	-1.41	N/A
QBE	QBE Insurance Group	26562.43	17.67	-0.06	N/A
QRI	Qualitas Re Income	664.01	1.63	0.62	N/A
SDF	Steadfast Group Ltd	6283.73	5.62	-1.06	N/A
SOL	Soul Pattinson (W.H)	11623.17	32.00	-0.62	N/A
SQ2	Block	4282.28	110.31	1.19	N/A
SUN	Suncorp Group Ltd	20687.86	16.13	-0.80	N/A
TYR	Tyro Payments	463.79	0.87	-2.26	N/A
ZIP	ZIP Co Ltd	1419.59	1.30	2.78	Zip US Leadership Update

➤ **Property stocks:**

Code	Company Name	Market Cap (\$m)	Price (\$)	Daily Price Change (%)	Newsflash
ABG	Abacus Group	1027.71	1.14	-1.30	N/A
ARF	Arena REIT.	1368.08	3.83	-0.26	N/A
ASK	Abacus Storage King	1557.21	1.20	0.84	N/A
BWP	BWP Trust	2566.83	3.68	1.66	N/A
CHC	Charter Hall Group	5983.41	12.75	0.79	N/A
CIP	Centuria I REIT	2044.48	3.22	0.00	Q3 FY24 Operating Update
CLW	Chtr H Lwr	2580.95	3.60	0.84	N/A
CMW	Cromwell Prop	1126.11	0.42	-2.33	N/A
CNI	Centuria Capital	1433.69	1.75	0.29	N/A
COF	Centuria Office REIT	731.74	1.24	0.82	N/A
CQE	Charter Hall Soc In	949.83	2.58	1.18	N/A
CQR	Charter Hall Retail	1964.56	3.39	0.30	N/A
DXI	Dexus Industria REIT	939.12	2.98	0.68	Upgrade to FY24 guidance
DXS	Dexus	7604.25	7.13	0.85	N/A
GDI	GDI Property Grp	327.21	0.61	-0.82	N/A
GMG	Goodman Group	64553.20	33.76	-0.68	N/A
GOZ	Growthpoint Property	1839.40	2.44	0.00	N/A
GPT	GPT Group	8371.07	4.34	-0.69	N/A
HCW	Hlthcohcwellsreit	650.71	1.15	0.00	N/A
HDN	Homeco Daily Needs	2619.79	1.26	0.00	N/A
HMC	HMC Capital Limited	2451.34	7.02	-0.14	N/A
HPI	Hotel Property	653.84	3.27	-2.39	N/A
INA	Ingenia Group	1993.08	4.90	0.20	N/A
LIC	Lifestyle Communit.	1589.93	13.30	1.84	N/A
LLC	Lendlease Group	4221.53	6.12	0.00	N/A
MGR	Mirvac Group	8167.93	2.04	-1.45	N/A
NSR	National Storage	3042.18	2.22	0.00	N/A
PXA	Pexagroup	2567.31	14.88	2.83	N/A
RFF	Rural Funds Group	795.90	2.02	-1.46	N/A
RGN	Region Group	2521.17	2.17	0.00	N/A
SCG	Scentre Grp	16676.15	3.21	0.00	N/A
SGP	Stockland	10957.12	4.55	-0.87	N/A
URW	Unibailrodawestfield	790.01	6.39	-0.78	N/A
VCX	Vicinity Centres	8831.41	1.96	1.03	N/A
WPR	Waypoint REIT	1625.90	2.42	0.00	N/A

➤ **Tech stocks:**

Code	Company Name	Market Cap (\$m)	Price (\$)	Daily Price Change (%)	Newsflash
360	Life360 Inc.	3338.60	16.55	3.50	N/A
AD8	Audinate Group Ltd	1349.69	16.72	2.96	N/A
ALU	Altium Limited	8807.44	66.90	0.21	N/A
BRN	Brainchip Ltd	463.99	0.26	2.00	Annual General Meeting Addresses and Presentation
CDA	Codan Limited	1940.08	10.80	0.93	N/A
DDR	Dicker Data Limited	1643.05	9.05	-0.66	Change of Directors Interest Notice
DTL	Data3 Limited	1160.28	7.41	-1.20	N/A
HSN	Hansen Technologies	939.83	4.66	0.87	N/A
IFM	Infomedia Ltd	599.38	1.60	0.00	Infomedia Americas Presentation & Update Webinar
IRE	IRESS Limited	1494.32	7.93	-0.88	N/A
MAQ	Macquarie Technology	2181.91	86.27	-1.94	N/A
MP1	Megaport Limited	2375.40	14.99	0.60	N/A
NVX	Novonix Limited	422.94	0.85	-2.31	N/A
NXT	Nextdc Limited	10640.98	17.75	0.17	N/A
SDR	Siteminder	1471.22	5.42	2.07	N/A
TNE	Technology One	5217.33	16.75	4.56	TNE ARR up 21% and H1 Profit Before Tax up 17%
WBT	Weebit Nano Ltd	431.92	2.22	-3.06	N/A
WTC	WiseTech Global Ltd	32634.45	98.58	0.73	N/A
XRO	Xero Ltd	19081.99	124.95	-0.26	N/A

➤ **Communication stocks:**

Code	Company Name	Market Cap (\$m)	Price (\$)	Daily Price Change (%)	Newsflash
ABB	Aussie Broadband	1069.78	3.61	-0.28	N/A
CAR	CAR Group Limited	13162.96	35.25	1.00	N/A
CNU	Chorus Limited	2885.35	6.70	0.75	N/A
DHG	Domain Holdings Aus	1831.81	2.87	-1.03	N/A
EVT	EVT Limited	1909.98	11.82	0.42	N/A
NEC	Nine Entertainment	2490.06	1.53	-1.93	N/A
NWS	News Corp..	1139.00	40.70	0.32	N/A
OML	Ooh!Media Limited	859.36	1.55	-2.82	N/A
REA	REA Group	24890.88	188.50	0.05	N/A
SEK	Seek Limited	8210.88	23.44	1.69	N/A
SPK	Spark New Zealand	6984.50	3.82	-0.78	N/A
TLS	Telstra Group	42404.75	3.57	-2.72	Org changes, action on cost & early FY25 guidance
TPG	TPG Telecom Limited	8645.94	4.69	0.86	Change of Director's Interest Notice
TUA	Tuas Limited	1842.20	4.00	1.27	N/A

➤ **Utility stocks:**

Code	Company Name	Market Cap (\$m)	Price (\$)	Daily Price Change (%)	Newsflash
AGL	AGL Energy Limited.	7036.94	10.41	-0.48	N/A
APA	APA Group	11190.84	8.72	0.00	N/A
ORG	Origin Energy	17141.34	10.01	0.60	N/A

Disclaimer

This document was prepared by Deep Data Analytics. Deep Data Analytics and its related bodies corporate ("DDA"), its directors and/or employees charge a subscription for this report. Deep Data Analytics as principal, its directors and/or employees and their associates may hold securities in the companies mentioned in this report. Deep Data Analytics may seek to do business with any of the companies outlined in this report and should not be considered independent. This document contains Deep Data Analytics proprietary processed data and publicly available information. The information has not been verified or audited, and you are strongly advised to make your own independent assessment and investigation in respect of any matters contained in the document, including to seek independent professional advice. The document has been provided to you for your general information purposes only. It does not consider your particular investment objectives, financial situation or other specific needs. This report has been provided to you on the condition that it is purely general advice and not to be considered as personal advice at any level.

Deep Data Analytics or their respective directors, officers, employees or shareholders makes any representation or warranty, expressed or implied, and takes no responsibility, in respect of the accuracy, reliability, completeness or thoroughness of any of the information contained in this document. Each of those parties, to the maximum extent permitted by law, expressly disclaims, and as a recipient, you expressly release each of those parties from, all liabilities, including (without limitation) liability for negligence in respect of, any part of the information contained in the document. No such parties are under any obligation to update any information in this document or correct any inaccuracies or omissions that may exist or become apparent. Neither this document nor any additional information which may subsequently be provided to a recipient shall constitute or form part of any offer, solicitation, invitation, advice or recommendation to sell or acquire any securities or assets.

Deep Data Analytics provides this financial advice as an honest and reasonable opinion held at a point in time about an investment's risk profile and merit and the information is provided by the Deep Data Analytics in good faith. The views of the adviser(s) do not necessarily reflect the views of the AFS Licensee. Deep Data Analytics has no obligation to update the opinion unless Deep Data Analytics is currently contracted to provide such an updated opinion. Deep Data Analytics does not warrant the accuracy of any information it sources from others. All statements as to future matters are not guaranteed to be accurate and any statements as to past performance do not represent future performance. Assessment of risk can be subjective. Portfolios of equity investments need to be well diversified and the risk appropriate for the investor. Equity investments in listed or unlisted companies yet to achieve a profit or with an equity value less than \$50 million should collectively be a small component of a balanced portfolio, with smaller individual investment sizes than otherwise. Investors are responsible for their own investment decisions, unless a contract stipulates otherwise. Deep Data Analytics does not stand behind the capital value or performance of any investment. Subject to any terms implied by law and which cannot be excluded, Deep Data Analytics shall not be liable for any errors, omissions, defects or misrepresentations in the information (including by reasons of negligence, negligent misstatement or otherwise) or for any loss or damage (whether direct or indirect) suffered by persons who use or rely on the information. If any law prohibits the exclusion of such liability, Deep Data Analytics limits its liability to the re-supply of the Information, provided that such limitation is permitted by law and is fair and reasonable.

Copyright © Deep Data Analytics. All rights reserved. This material is proprietary to Deep Data Analytics and may not be disclosed to third parties. Any unauthorized use, duplication or disclosure of this document is prohibited. The content has been approved for distribution by Deep Data Analytics (ABN 67 159 532 213 AFS Representative No. 1282992) which is a corporate approved representative of BR Securities (ABN 92 168 734 530 and holder of AFSL No. 456663). Deep Data Analytics is the business name of ABN 67 159 532 213.