



***INVESTMENT MOTTO: Every cycle offers risk and return. Investing is all about how you manage each cycle to get the best out of it.***

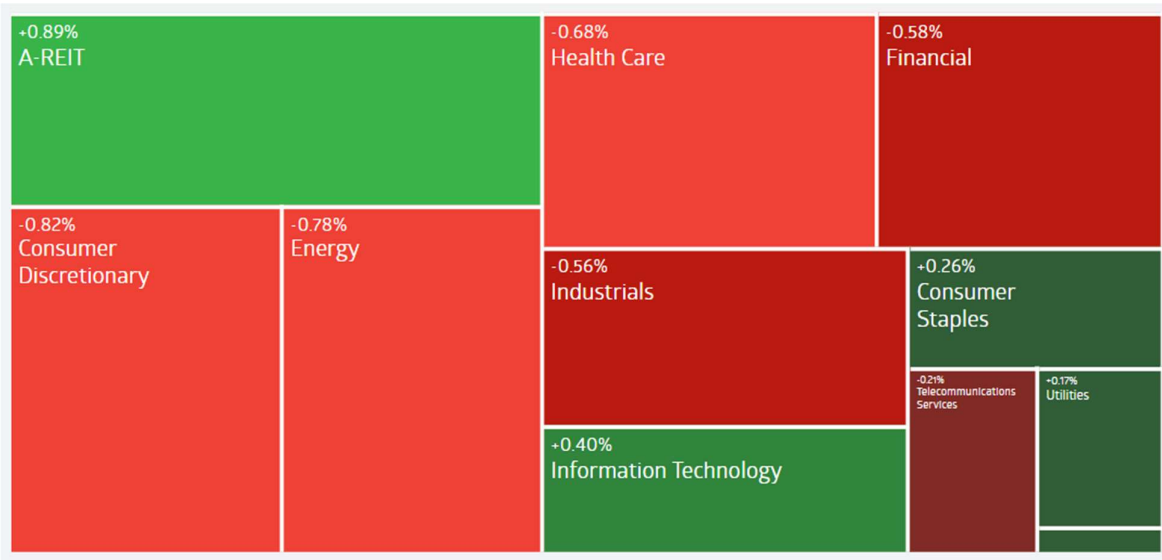
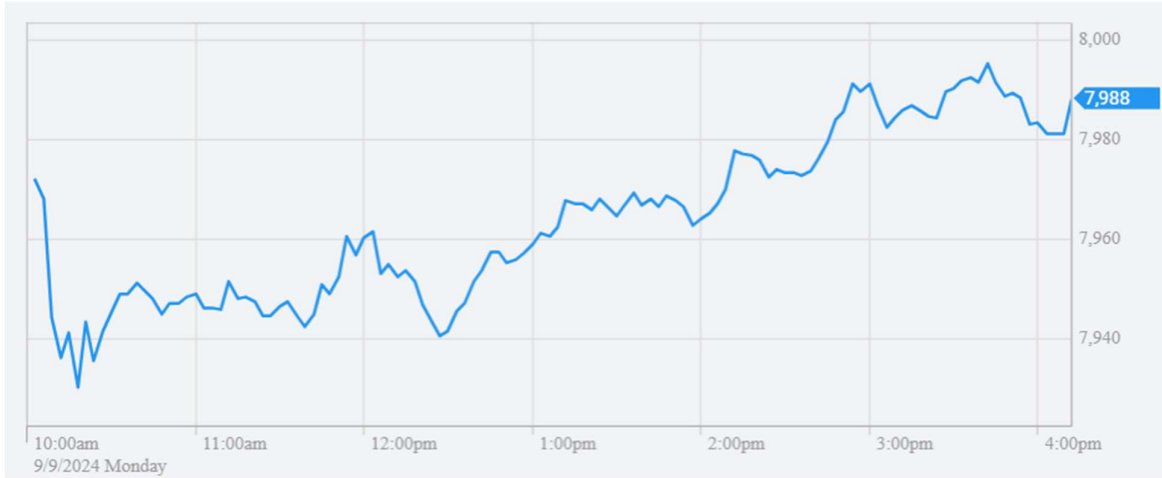
## MARKET COMMENTARY

After the worst week in NASDAQ since 2022, local market recovered some of the early selling on the back of global passive funds buying up banks and iron ore miners despite both their outlook becoming weaker. China is pushing steel and iron ore prices even lower while RBA confirmed that there are no rate cuts coming in 2024. Yellen came out and flagged that the US economy is on the way to soft landing while economic restatements suggest the opposite. Trade wars with China by western economies are rising and that is going to further weigh on weak economic growth outlook. The US market is holding up global markets and the US election is going to throw more uncertainty in the next few months. Neither party has any debt reduction plans while tech billionaires are backing no tax rise for billionaires. Market is expensive, growth is weakening, Japanese carry trade is reversing and yet soft landing is in play. No one wants to talk about the bottom half of most developed world has been in recession for most of the last year. I guess we will talk about them when they fall over. As RBA said, we are about to have the economic slowdown we had to have. It may be different this time!

CNBC on China inflation > China on Monday reported its consumer price index rose by 0.6% year on year in August, missing expectations as transportation and home goods prices, as well as rents declined. The CPI was estimated to have climbed 0.7% year on year in August, according to a Reuters poll. Food prices climbed by 2.8% year on year in August, the first positive print since June 2023, according to Wind Information data. Pork prices surged by 16.1% in August, while vegetable prices climbed by 21.8%. Pork, a food staple in China, has an outsized weighting in the country's consumer price index.

CNBC on US economy > Treasury Secretary Janet Yellen sought to reassure the public on Saturday that the U.S. economy remains strong, despite a string of weak job reports that have rattled investors and weighed on the stock market. "We're seeing less frenzy in terms of hiring and job openings, but we're not seeing meaningful layoffs," Yellen said at the Texas Tribune Festival in Austin. "I'm attentive to downside risk now on the employment side, but what I think we're seeing, and hope we will continue to see, is a good, solid economy." Yellen said job growth has slowed compared to the "hiring frenzy" when the U.S. reopened after the Covid-19 pandemic, but the economy is "deep into a recovery" and "basically operating at full employment."

The current state of global markets is marked by a bear market cycle, with fluctuations that are causing both positive and negative outcomes for investors. Historically, 75% of retail investors have experienced losses during positive market periods. Investors are now facing market cycles that are unprecedented in their lifetime, making risk management a crucial aspect of investing. Going forward, the trend towards active investing is reemerging as investors seek quality, relative value, profitability, and dividends. To navigate this new paradigm, it's important to have an active investment strategy that is flexible and adaptable to changing market conditions!



Security	Last	+/-	%	Security	Last	+/-	%	Security	Last	+/-	%
S&P 300	7917.00	-25.70	-0.32	DXY	101.4300	0.2870	0.28	SPTGLD	2494.43	7.43	0.30
S&P 200	7988.10	-25.30	-0.32	AUDUSD	0.6668	0.0002	0.04	TWI	61.30	-0.30	-0.49
Mid Cap	9804.90	-60.30	-0.61	NZDAUD	0.9225	-0.0036	-0.39	WTIS	68.53	0.86	1.27
Small Cap	2886.30	-23.40	-0.80	GBPAUD	1.9652	-0.0037	-0.19	BRENT	71.91	0.85	1.20
Micro Cap	2100.30	6.90	0.33	EURAUD	1.6585	-0.0041	-0.24	COPP3M	9135.00	100.50	1.11
NZ50G	12621.62	6.11	0.05	EURUSD	1.1060	-0.0025	-0.23	NICK3M	16000.00	20.00	0.13
JAPAN	36215.75	-175.72	-0.48	USDJPY	143.1240	0.8560	0.60	ZINC	2714.50	27.00	1.00
KOSPI	2535.93	-8.35	-0.33	CNYUSD	0.1405	-0.0005	-0.38	Security	Last	+/-	%
SING	3454.47	0.00	0.00	Security	Last	+/-	%	DOWFUT	40594.00	187.00	0.46
SHANGHAI	2736.49	-29.32	-1.06	USBON	3.7423	0.0334	0.90	NASFUT	18616.50	158.25	0.86
HNGKNG	17159.83	-284.47	-1.63	USLBR	4.0450	0.0255	0.63	SPFUT	5453.75	34.25	0.63
GERMAN	18389.22	87.32	0.48	BOND10	3.9500	0.0700	1.80				
CAC40	7395.22	53.29	0.73	BBSR3M	4.4027	0.0152	0.35				
FTSE	8181.47	-60.24	-0.73	VIX	22.38	2.48	12.46				
DOWJON	40345.41	-410.34	-1.01	XVI	12.78	0.04	0.35				
NASDAQ	16690.83	-436.83	-2.55								
SP500	5408.42	-94.99	-1.73								

Sources: AFR, AAP, ASX, Bloomberg, CNBC, CNN, FactSet, Hedgeye, IRESS, Market Watch, Reuters, S&P, Trading Economics

The US economy added 142K jobs in August 2024, more than a downwardly revised 89K in July but below forecasts of 160K. Job gains occurred in construction (34K); health care (31K), namely ambulatory health care services (24K); government (24K); and social assistance (13K). In contrast, employment declined in manufacturing (-24K), reflecting a drop of 25K in durable goods industries. Employment showed little change in mining, quarrying, and oil and gas extraction; wholesale trade; retail trade; transportation and warehousing; information; financial activities; professional and business services; and leisure and hospitality. Employment growth in August was in line with average job growth in recent months but was below the average monthly gain of 202K over the prior 12 months. Meanwhile, July figures were revised lower by 25K and June by 61K.

The unemployment rate in the United States eased to 4.2% in August of 2024 from the October 2021 high of 4.3% in the prior month, aligning with market expectations. The number of unemployed individuals was broadly unchanged from the previous month at 7.1 million. Among the unemployed, permanent job losers were loosely unchanged at 1.7 million, while individuals at a temporary layoff status dropped by 190 thousand to 872 thousand. Additionally, the number of long-term unemployed individuals seeking employment for over 27 weeks was steady at 1.5 million, making up for 21.3% of the unemployed population. Meanwhile, the labor force participation rate remained unchanged from the prior month at 62.7%.

China's annual inflation rate edged up to 0.6% in August 2024 from 0.5% in July, falling short of market forecasts of 0.7%. Still, it was the highest print since February, marking the 7th straight month of consumer inflation amid supply issues due to flaming heat and pouring rains. Food prices rose for the first time since June 2023, with their rate of increase the fastest in 19 months (2.8% vs flat reading in July) as fresh vegetables rebounded sharply. Meanwhile, non-food prices increased 0.2% yoy, much slower than the prior 0.7%, on softer rises in cost of clothing (1.4% vs 1.5%), housing (flat reading vs 0.1%), health (1.3% vs 1.4%), and education (1.3% vs 1.7%). At the same time, transport costs fell at a steeper rate (-2.7% vs -0.6%), with lower oil prices offsetting higher cost of utilities. Core consumer prices, deducting food and energy costs, increased 0.3% yoy, the least since March 2021. Monthly, the CPI rose 0.4%, the second month of gain but lower than consensus of 0.5%.

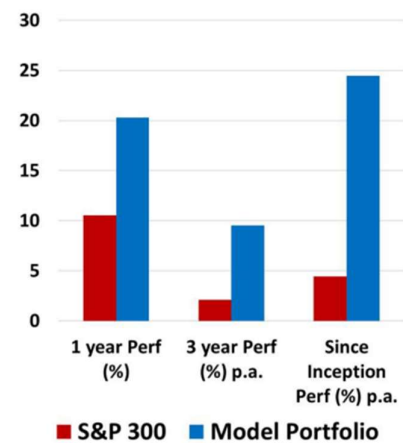
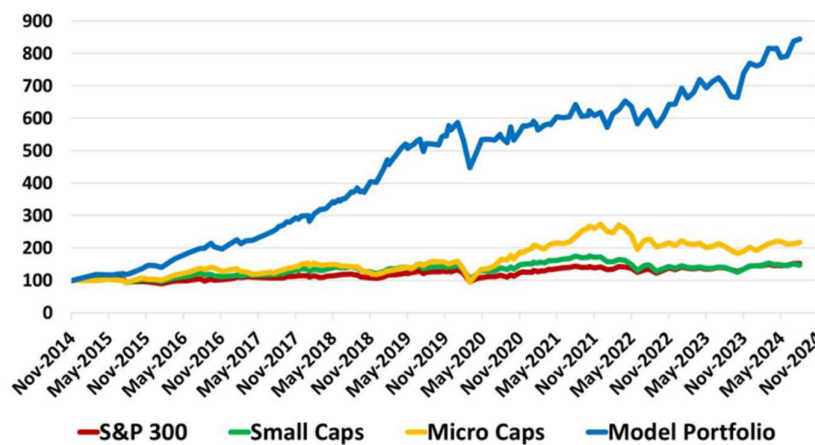
China's producer prices shrank by 1.8% yoy in August 2024, steeper than a 0.8% drop in the previous month and worse than market forecasts of a 1.4% fall. It marked the 23rd straight month of producer deflation and the highest figure since April, due to persistently weak domestic demand and the downward trend of some global commodity prices. A decrease in the cost of means of production gained traction (-2.0% vs -0.7% in July), mainly attributed to processing (-2.7% vs -2.1%) and raw materials (-0.8% vs 1.8%) as mining prices moderated sharply (0.9% vs 3.5%). Simultaneously, prices of consumer goods declined further (-1.1% vs -1.0%), largely dragged by food (-1.3% vs -0.7%), durable goods (-1.9% vs -2.0%), and clothing (-0.4% vs -0.5%) while daily use goods prices were flat (vs -0.3%). Monthly, producer prices were down by 0.7%, the fastest pace in 14 months, following a 0.2% fall in the prior two months. Considering the first eight months of the year, producer prices retreated 1.9%.

## Global Markets

The US market started positively like it does every NonFarm Payrolls Day but this time it kept sliding all day to a decent market hit. The NFP was a miss but when you adjust the restatements from the past two months, it's a big miss. But unemployment went down a tick as expected. I suspect that will be proven wrong over time and get restated. Canadian unemployment went higher than expected. NASDAQ -2.55%, RUSSELL -1.91%, S&P -1.73% and DOW -1.01%. VIX above 22. Yields ticked lower while USD ticked higher. Commodities were hit too while Gold was the least hit. European markets were hit hard too. Worst US market week since March and worst NASDAQ week since 2022.

# Deep Data Analytics provides the framework and support to make you a professional investor!

Yield investing can outperform in an expensive market with risk management!



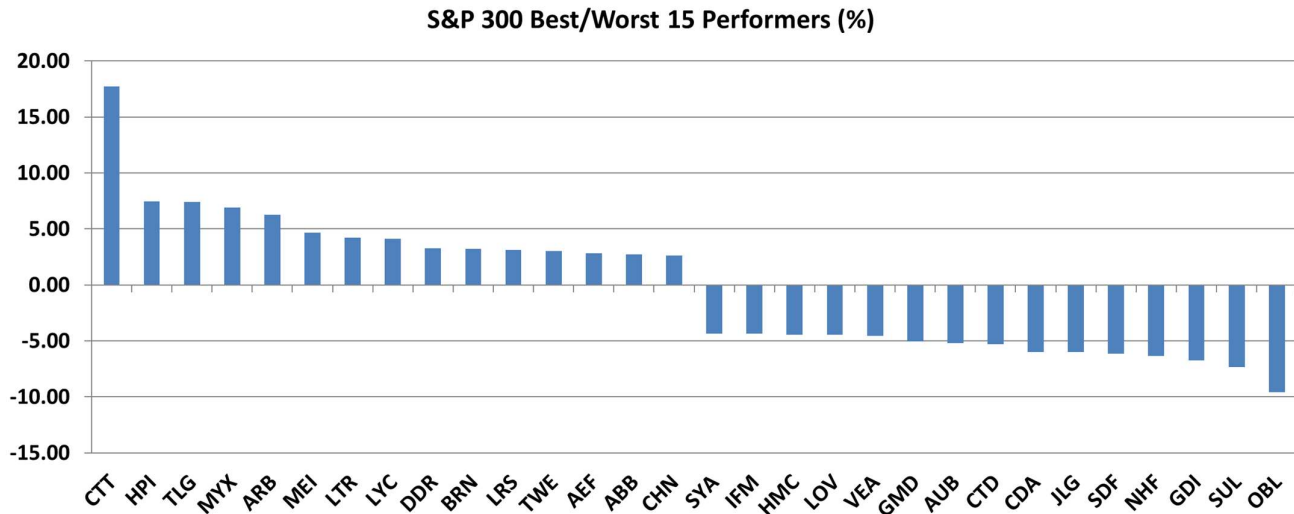
For more market and investment strategies,  
visit...

[www.deepdataanalytics.com.au](http://www.deepdataanalytics.com.au)

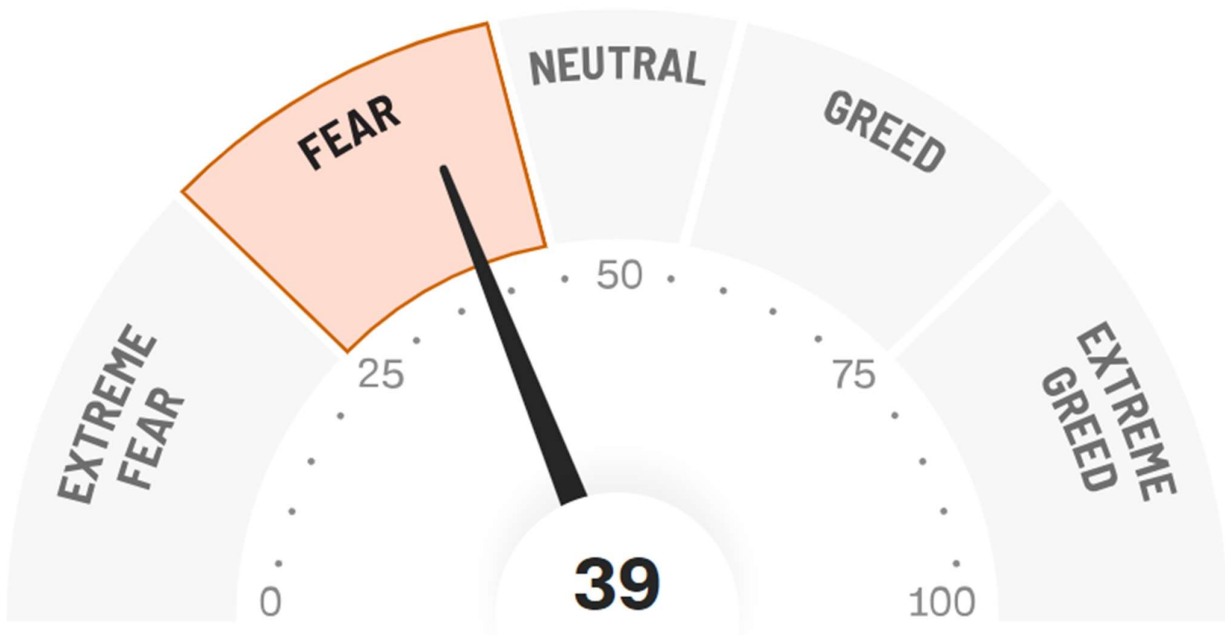
or email...

[info@deepdataanalytics.com.au](mailto:info@deepdataanalytics.com.au)

## 1. Movers and Shakers in S&P 300 >



## 2. CNN Fear & Greed Index >



# TODAY'S BEST 30 IN S&P 300

Code	Company Name	Market Cap (\$m)	Price (\$)	Daily Price Change (%)	Newsflash
CTT	Cettire	558.51	1.73	17.75	Change of Director's Interest Notice
HPI	Hotel Property	684.11	3.74	7.47	HPI intends to recommend REJECT CQR/Hostplus takeover
TLG	Talga Group Ltd	173.65	0.44	7.41	N/A
MYX	Mayne Pharma Ltd	382.83	4.81	6.89	N/A
ARB	ARB Corporation.	3280.94	42.35	6.27	Conditional Agreement for ORW to Acquire US based 4WP Assets
MEI	Meteoric Resources	197.04	0.09	4.65	N/A
LTR	Liontown Resources	1442.88	0.62	4.20	N/A
LYC	Lynas Rare Earths	6318.69	7.04	4.14	Ceasing to be a substantial holder
DDR	Dicker Data Limited	1606.30	9.19	3.26	Change of Director's Interest Notice
BRN	Brainchip Ltd	304.18	0.16	3.23	N/A
LRS	Latin Resources Ltd	447.91	0.17	3.13	Change in substantial holding
TWE	Treasury Wine Estate	9047.40	11.49	3.05	N/A
AEF	Australian Ethical	435.34	3.97	2.85	N/A
ABB	Aussie Broadband	1093.42	3.80	2.70	ASIC Approval of FY24 Financial Reporting Relief for Symbio
CHN	Chalice Mining Ltd	367.63	0.97	2.65	N/A
LOT	Lotus Resources Ltd	384.67	0.22	2.38	N/A
ZIP	ZIP Co Ltd	2751.53	2.17	2.36	N/A
AD8	Audinate Group Ltd	777.58	9.54	2.25	N/A
SGP	Stockland	12150.70	5.20	2.16	Response to media coverage
NWL	Netwealth Group	5313.70	22.21	2.11	N/A
DRR	Deterra	1776.32	3.43	2.08	Ceasing to be a substantial holder
WBT	Weebit Nano Ltd	364.61	1.97	2.07	N/A
WTC	WiseTech Global Ltd	41077.80	125.24	1.97	N/A
APA	APA Group	9278.64	7.37	1.94	N/A
MAF	MA Financial Group	942.98	5.30	1.92	N/A
MGR	Mirvac Group	8523.06	2.20	1.85	N/A
SEK	Seek Limited	8053.43	22.97	1.77	N/A
BWP	BWP Trust	2568.64	3.66	1.67	N/A
TUA	Tuas Limited	1996.10	4.35	1.64	N/A
URW	Unibailrodawestfield	698.22	6.28	1.62	N/A

# TODAY'S WORST 30 IN S&P 300

Code	Company Name	Market Cap (\$m)	Price (\$)	Daily Price Change (%)	Newsflash
OBL	Omni Bridgeway Ltd	295.30	0.95	-9.57	Ceasing to be a substantial holder
SUL	Super Ret Rep Ltd	4116.82	16.89	-7.35	QUOTED: Ex Dividend
GDI	GDI Property Grp	360.09	0.63	-6.72	N/A
NHF	NIB Holdings Limited	2915.32	5.63	-6.32	N/A
SDF	Steadfast Group Ltd	7024.95	5.96	-6.14	Steadfast Shares Halted Pending Response to Media Article
JLG	Johns Lyng Group	1022.17	3.45	-5.99	Response to ASX Aware Query
CDA	Codan Limited	2737.86	14.18	-5.97	N/A
CTD	Corp Travel Limited	1736.89	11.24	-5.31	N/A
AUB	AUB Group Ltd	3625.87	29.49	-5.18	N/A
GMD	Genesis Minerals	2445.95	2.07	-5.05	Change of Director's Interest Notice
VEA	Viva Energy Group	4561.15	2.73	-4.55	QUOTED: Ex Dividend
LOV	Lovisa Holdings Ltd	3559.01	30.99	-4.47	N/A
HMC	HMC Capital Limited	3136.62	7.93	-4.46	N/A
IFM	Infomedia Ltd	644.47	1.64	-4.37	N/A
SYA	Sayona Mining Ltd	236.75	0.02	-4.35	Quarterly Report June 2024 - Additional Disclosure
ADH	Adairs Limited	339.76	1.87	-4.11	Change in substantial holding
PMV	Premier Investments	5621.57	33.85	-3.86	Premier Retail FY24 Trading Update
RSG	Resolute Mining	1415.82	0.64	-3.76	N/A
AAI	Alcoa Corporation	2533.41	42.62	-3.68	N/A
IMD	Imdex Limited	1115.82	2.10	-3.67	Change of Director's Interest Notice
ADT	Adriatic Metals	780.99	2.69	-3.58	N/A
WGX	Westgold Resources.	2716.16	2.78	-3.47	Westgold to be Included in ASX 200 Index
SQ2	Block	4137.77	92.34	-3.45	N/A
INR	Ioneer Ltd	350.61	0.15	-3.33	N/A
RED	Red 5 Limited	2040.74	0.29	-3.33	N/A
WAF	West African Res Ltd	1541.05	1.31	-3.32	N/A
PRU	Perseus Mining Ltd	3357.92	2.36	-3.28	QUOTED: Ex Dividend
RDX	Redox Limited	1606.75	2.96	-3.27	N/A
VUL	Vulcan Energy	696.30	3.58	-3.24	N/A
ARU	Arafura Rare Earths	377.47	0.15	-3.23	N/A

# CHECKING S&P 300 BY THE SECTOR

## ➤ Energy stocks:

Code	Company Name	Market Cap (\$m)	Price (\$)	Daily Price Change (%)	Newsflash
ALD	Ampol Limited	6786.84	28.72	0.84	N/A
BMN	Bannerman Energy Ltd	347.39	1.96	0.77	N/A
BOE	Boss Energy Ltd	1003.74	2.47	0.82	N/A
BPT	Beach Energy Limited	2520.87	1.07	-3.17	N/A
COE	Cooper Energy Ltd	488.41	0.18	-2.70	Ceasing to be a substantial holder
DYL	Deep Yellow Limited	911.29	0.96	1.60	N/A
KAR	Karoo Energy Ltd	1179.19	1.44	-2.04	Who Dat South Well commences drilling
NHC	New Hope Corporation	3508.14	4.19	0.96	N/A
NXG	Nexgenenergycanada	692.04	7.93	-0.38	N/A
PDN	Paladin Energy Ltd	2490.50	8.37	0.48	N/A
STO	Santos Ltd	22474.59	6.88	-0.58	Change of Director's Interest Notice
STX	Strike Energy Ltd	530.09	0.18	-2.70	N/A
TER	Terracom Ltd	144.17	0.18	-2.78	N/A
VEA	Viva Energy Group	4561.15	2.73	-4.55	QUOTED: Ex Dividend
WDS	Woodside Energy	45607.97	23.79	-0.96	N/A
WHC	Whitehaven Coal	4827.19	5.73	-0.69	N/A

## ➤ Material (Ex Mining) stocks:

Code	Company Name	Market Cap (\$m)	Price (\$)	Daily Price Change (%)	Newsflash
A4N	Alpha Hpa Ltd	981.41	0.85	-1.73	N/A
AMC	Amcor PLC	10103.36	16.67	0.42	N/A
BKW	Brickworks Limited	4018.19	26.12	-0.84	N/A
CXL	Calix Limited	165.26	0.90	-1.10	N/A
IPL	Incitec Pivot	5894.40	3.04	-1.30	N/A
JHX	James Hardie Indust	23336.84	53.61	-0.87	N/A
LTM	Arcadium Lithium PLC	1202.44	3.38	-1.74	N/A
NUF	Nufarm Limited	1429.83	3.71	-0.80	Change in substantial holding
ORA	Orora Limited	3519.97	2.61	-0.38	N/A
ORI	Orica Limited	8683.39	17.77	-0.34	N/A



➤ **Gold stocks:**

Code	Company Name	Market Cap (\$m)	Price (\$)	Daily Price Change (%)	Newsflash
BGL	Bellevue Gold Ltd	1452.80	1.14	0.44	Production growth strategy commences at Bellevue
CMM	Capricorn Metals	2053.75	5.42	-0.37	N/A
DEG	De Grey Mining	2564.53	1.07	0.00	N/A
EMR	Emerald Res NL	2527.14	3.73	-3.12	N/A
EVN	Evolution Mining Ltd	7936.98	3.87	-3.01	N/A
GMD	Genesis Minerals	2445.95	2.07	-5.05	Change of Director's Interest Notice
GOR	Gold Road Res Ltd	1684.60	1.53	-1.61	N/A
NEM	Newmont Corporation	10313.41	75.21	-2.59	N/A
NST	Northern Star	16927.45	14.65	-0.54	N/A
PDI	Predictive Disc Ltd	564.22	0.24	0.00	N/A
PRU	Perseus Mining Ltd	3357.92	2.36	-3.28	QUOTED: Ex Dividend
RED	Red 5 Limited	2040.74	0.29	-3.33	N/A
RMS	Ramellus Resources	2512.49	2.15	-1.83	N/A
RRL	Regis Resources	1340.97	1.76	-1.13	Havana Underground Approved for Development
RSG	Resolute Mining	1415.82	0.64	-3.76	N/A
WAF	West African Res Ltd	1541.05	1.31	-3.32	N/A
WGX	Westgold Resources.	2716.16	2.78	-3.47	Westgold to be included in ASX 200 Index

➤ **Mining (Ex Gold) stocks:**

Code	Company Name	Market Cap (\$m)	Price (\$)	Daily Price Change (%)	Newsflash
AAI	Alcoa Corporation	2533.41	42.62	-3.68	N/A
ADT	Adriatic Metals	780.99	2.69	-3.58	N/A
ARU	Arafura Rare Earths	377.47	0.15	-3.23	N/A
BHP	BHP Group Limited	195091.50	38.76	0.81	N/A
BSL	BlueScope Steel Ltd	8827.90	20.06	0.00	N/A
CHN	Chalice Mining Ltd	367.63	0.97	2.65	N/A
CIA	Champion Iron Ltd	2834.01	5.43	-0.73	N/A
CRN	Coronado Global Res	1483.66	0.88	-1.13	N/A
CXO	Core Lithium	177.37	0.08	1.20	CXO: Strategic Inv.in Charger Metals and the Bynoe Project
DRR	Deterra	1776.32	3.43	2.08	Ceasing to be a substantial holder
DVP	Develop Global Ltd	507.08	1.96	-0.25	N/A
FMG	Fortescue Ltd	49632.91	16.20	0.50	N/A
GRR	Grange Resources.	289.33	0.25	0.00	N/A
IGO	IGO Limited	3846.92	5.00	-1.57	N/A
ILU	Iluka Resources	2415.00	5.61	-0.53	N/A
IMD	Imdex Limited	1115.82	2.10	-3.67	Change of Director's Interest Notice
INR	Ioneer Ltd	350.61	0.15	-3.33	N/A
LOT	Lotus Resources Ltd	384.67	0.22	2.38	N/A
LRS	Latin Resources Ltd	447.91	0.17	3.13	Change in substantial holding
LTR	Liontown Resources	1442.88	0.62	4.20	N/A
LYC	Lynas Rare Earths	6318.69	7.04	4.14	Ceasing to be a substantial holder
MEI	Meteoric Resources	197.04	0.09	4.65	N/A
MIN	Mineral Resources.	6023.30	30.40	-0.82	N/A
NIC	Nickel Industries	3235.79	0.75	-0.66	N/A
PLS	Pilbara Min Ltd	7257.10	2.41	0.00	N/A
PMT	Patriotbatterymetals	229.41	0.38	0.00	N/A
PRN	Perenti Limited	927.98	0.98	0.00	N/A
RIO	Rio Tinto Limited	39727.56	106.83	-0.18	N/A
RNU	Renascor Res Ltd	238.93	0.09	-1.06	N/A
S32	South32 Limited	13497.19	2.97	-0.34	N/A
SFR	Sandfire Resources	3796.13	8.16	-1.69	Appendix 3Y Change of Director's Interest Notice
SGM	Sims Limited	2084.73	10.65	-1.30	N/A
SMR	Stanmore Resources	2343.62	2.63	1.15	N/A
SYA	Sayona Mining Ltd	236.75	0.02	-4.35	Quarterly Report June 2024 - Additional Disclosure
SYR	Syrah Resources	217.33	0.21	-2.38	Interim Financial Statements - Half-year ended 30 June 2024
TLG	Talga Group Ltd	173.65	0.44	7.41	N/A
VSL	Vulcan Steel	935.63	7.14	0.28	Vulcan expands lead team
VUL	Vulcan Energy	696.30	3.58	-3.24	N/A
WC8	Wildcat Resources	241.31	0.20	0.00	N/A

➤ **Industrial stocks:**

Code	Company Name	Market Cap (\$m)	Price (\$)	Daily Price Change (%)	Newsflash
AIA	Auckland Internation	10272.82	6.90	-0.58	N/A
ALQ	ALS Ltd	7360.66	14.81	-2.50	N/A
ALX	Atlas Arteria	7152.61	4.87	-1.22	Change of Director's Interest Notice
APM	APM Human Services	1316.16	1.44	0.00	N/A
ASB	Austal Limited	772.10	2.10	-1.41	N/A
AZJ	Aurizon Holdings Ltd	6166.36	3.35	0.00	N/A
BXB	Brambles Limited	25945.44	18.51	-0.64	N/A
CPU	Computershare Ltd	16622.12	28.04	-0.60	Change of Director's Interest Notice
CWY	Cleanaway Waste Ltd	6310.54	2.81	-0.71	Ceasing to be a substantial holder
DBI	Dalrymple Bay	1546.78	3.14	0.64	N/A
DOW	Downer EDI Limited	3740.67	5.55	-0.36	Retirement of Director
FBU	Fletcher Building	2035.91	2.57	-1.15	N/A
GWA	GWA Group Ltd	617.93	2.31	-0.86	N/A
IPH	IPH Limited	1648.13	6.04	-2.42	N/A
JLG	Johns Lyng Group	1022.17	3.45	-5.99	Response to ASX Aware Query
KLS	Kelsian Group Ltd	1076.45	3.97	-0.50	N/A
MGH	Maas Group Holdings	1484.34	4.52	0.00	N/A
MMS	McMillan Shakespeare	1119.16	16.28	1.31	N/A
MND	Monadelphous Group	1167.79	11.82	-0.59	N/A
NWH	NRW Holdings Limited	1524.59	3.28	-2.09	N/A
QAN	Qantas Airways	10982.57	6.74	0.00	N/A
QUB	Qube Holdings Ltd	6874.07	3.85	-1.03	Ceasing to be a substantial holder
RDX	Redox Limited	1606.75	2.96	-3.27	N/A
REH	Reece Limited	17170.26	26.65	0.26	N/A
RWC	Reliance Worldwide	4217.09	5.40	0.56	N/A
SIQ	Smartgrp Corporation	1142.05	8.48	-0.47	N/A
SLX	Silex Systems	839.83	3.50	-1.13	Change of Director's Interest Notice
SSM	Service Stream	874.65	1.39	-2.11	N/A
SVW	Seven Group Holdings	16536.34	40.43	-0.49	N/A
TCL	Transurban Group	42426.05	13.60	-0.51	N/A
VNT	Ventiaservicesgroup	3695.69	4.31	-0.23	N/A
WOR	Worley Limited	7707.26	14.75	0.96	N/A

➤ **Consumer stocks:**

Code	Company Name	Market Cap (\$m)	Price (\$)	Daily Price Change (%)	Newsflash
ADH	Adairs Limited	339.76	1.87	-4.11	Change in substantial holding
ALL	Aristocrat Leisure	34604.42	54.71	-0.33	N/A
APE	Eagers Automotive	2708.25	10.33	-1.53	N/A
ARB	ARB Corporation.	3280.94	42.35	6.27	Conditional Agreement for ORW to Acquire US based 4WP Assets
AX1	Accent Group Ltd	1301.80	2.30	0.00	N/A
BAP	Bapcor Limited	1629.18	4.75	-1.04	N/A
BRG	Breville Group Ltd	4860.87	33.50	-1.15	N/A
CKF	Collins Foods Ltd	907.17	7.77	0.91	N/A
CTD	Corp Travel Limited	1736.89	11.24	-5.31	N/A
CTT	Cettire	558.51	1.73	17.75	Change of Director's Interest Notice
DMP	Domino Pizza Enterpr	2722.47	29.00	-3.14	Announcement - class action proceeding
FLT	Flight Centre Travel	4616.54	20.70	-0.53	N/A
GEM	G8 Education Limited	1032.12	1.26	-1.18	N/A
GNC	GrainCorp Limited	1936.03	8.53	-1.16	N/A
HVN	Harvey Norman	5769.01	4.58	-1.08	N/A
IEL	Idp Education Ltd	4422.76	15.99	0.63	Ceasing to be a substantial holder
JBH	JB Hi-Fi Limited	8965.39	80.59	-1.72	Change of Director's Interest Notice
JIN	Jumbo Interactive	849.44	13.41	-0.59	N/A
KGN	Kogan.Com Ltd	464.34	4.54	-1.30	N/A
LNW	Light & Wonder Inc.	3702.34	157.69	-1.26	N/A
LOV	Lovisa Holdings Ltd	3559.01	30.99	-4.47	N/A
NCK	Nick Scali Limited	1284.43	14.87	-1.33	N/A
PFP	Propel Funeral	807.06	5.86	0.17	N/A
PMV	Premier Investments	5621.57	33.85	-3.86	Premier Retail FY24 Trading Update
PWH	Pwr Holdings Limited	927.47	9.04	-2.06	N/A
SGR	The Star Ent Grp	1290.91	0.45	0.00	Gold Coast CEO appointment
SKC	Skycity Ent Grp Ltd	992.07	1.30	-0.77	N/A
SUL	Super Ret Rep Ltd	4116.82	16.89	-7.35	QUOTED: Ex Dividend
TAH	TABCORP Holdings Ltd	879.20	0.38	-1.30	N/A
TLC	The Lottery Corp	11128.86	4.97	-0.60	N/A
TPW	Temple & Webster Ltd	1339.82	11.10	-1.51	N/A
WEB	Webjet Limited	2972.76	7.52	-1.05	Ceasing to be a substantial holder
WES	Wesfarmers Limited	79403.75	69.47	-0.77	N/A

➤ **Staple stocks:**

Code	Company Name	Market Cap (\$m)	Price (\$)	Daily Price Change (%)	Newsflash
A2M	The A2 Milk Company	4025.55	5.53	-0.54	N/A
BGA	Bega Cheese Ltd	1551.31	5.09	0.00	N/A
COL	Coles Group	25020.35	18.80	0.64	N/A
EDV	Endeavour	9026.54	4.95	-1.79	N/A
ELD	Elders Limited	1428.69	9.17	1.44	N/A
GNC	GrainCorp Limited	1936.03	8.53	-1.16	N/A
ING	Inghams Group	1126.19	3.05	0.66	N/A
MTS	Metcash Limited	3940.77	3.56	-0.84	N/A
RIC	Ridley Corporation	710.62	2.23	-0.89	N/A
SHV	Select Harvests	496.34	4.08	-0.49	N/A
TWE	Treasury Wine Estate	9047.40	11.49	3.05	N/A
WOW	Woolworths Group Ltd	42315.84	34.64	0.00	N/A

➤ **Healthcare stocks:**

Code	Company Name	Market Cap (\$m)	Price (\$)	Daily Price Change (%)	Newsflash
ACL	Au Clinical Labs	647.89	3.21	0.00	N/A
ANN	Ansell Limited	4384.16	29.74	-1.00	N/A
COH	Cochlear Limited	18911.79	291.37	0.91	N/A
CSL	CSL Limited	147157.05	300.41	-1.18	QUOTED: Ex Dividend
CUV	Clinuvel Pharmaceut.	737.14	14.55	-1.15	Chair's letter to Shareholders
EBO	Ebos Group Ltd	6273.44	32.43	0.00	N/A
FPH	Fisher & Paykel H.	20321.19	34.94	0.75	N/A
HLS	Healius	1198.12	1.64	-0.91	N/A
IDX	Integral Diagnostics	608.30	2.60	0.00	N/A
IMU	Imugene Limited	401.61	0.05	-1.85	Imugene Corporate Presentation
MSB	Mesoblast Limited	1078.99	0.93	-2.12	N/A
MVF	Monash IVF Group Ltd	446.13	1.16	1.31	N/A
MYX	Mayne Pharma Ltd	382.83	4.81	6.89	N/A
NAN	Nanosonics Limited	1078.67	3.57	0.28	N/A
NEU	Neuren Pharmaceut.	1733.18	13.75	1.40	N/A
PME	Pro Medicus Limited	16214.05	157.53	1.53	N/A
PNV	Polynovo Limited	1609.31	2.35	0.86	N/A
REG	Regis Healthcare Ltd	1571.40	5.20	-0.38	N/A
RHC	Ramsay Health Care	9153.42	39.24	-1.51	N/A
RMD	ResMed Inc.	23168.95	36.63	0.16	N/A
SHL	Sonic Healthcare	13062.18	26.98	-0.77	N/A
SIG	Sigma Health Ltd	2072.47	1.28	0.39	Ceasing to be a substantial holder
TLX	Telix Pharmaceutical	5936.52	17.55	-1.07	N/A

➤ **Bank stocks:**

Code	Company Name	Market Cap (\$m)	Price (\$)	Daily Price Change (%)	Newsflash
ANZ	ANZ Group Holdings	95059.26	31.52	-0.85	N/A
BEN	Bendigo and Adelaide	6860.99	12.02	-0.50	N/A
BOQ	Bank of Queensland.	4253.25	6.45	0.31	N/A
CBA	Commonwealth Bank.	240108.57	142.95	-0.36	N/A
JDO	Judo Cap Holdings	1852.53	1.65	-1.50	N/A
MYS	MyState Limited	418.28	3.78	0.00	N/A
NAB	National Aust. Bank	120310.48	38.93	-0.31	N/A
VUK	Virgin Money Uk PLC	2035.82	4.25	0.95	N/A
WBC	Westpac Banking Corp	110712.59	31.87	-0.72	Anthony Miller appointed Chief Executive Officer of Westpac

➤ **Diversified Financials / Insurance stocks:**

Code	Company Name	Market Cap (\$m)	Price (\$)	Daily Price Change (%)	Newsflash
AEF	Australian Ethical	435.34	3.97	2.85	N/A
AFG	Aust Finance Grp	441.35	1.62	-0.61	QUOTED: Ex Dividend
AMP	AMP Limited	3289.69	1.29	1.18	N/A
ASX	ASX Limited	12234.32	63.55	0.71	N/A
AUB	AUB Group Ltd	3625.87	29.49	-5.18	N/A
CCP	Credit Corp Group	1018.96	14.84	-0.87	Appointment of Non-Executive Director
CGF	Challenger Limited	4312.64	6.15	-1.44	Change in substantial holding
FPR	Fleetpartners Group	720.33	3.01	0.00	N/A
HLI	Helia Group Limited	1144.31	3.93	-0.51	N/A
HUB	HUB24 Ltd	4501.00	55.20	-0.47	QUOTED: Ex Dividend
IAG	Insurance Australia	18416.76	7.74	-0.39	N/A
IFL	Insignia Financial	1515.84	2.24	-0.88	N/A
MAF	MA Financial Group	942.98	5.30	1.92	N/A
MFG	Magellan Fin Grp Ltd	1622.51	8.86	-1.56	N/A
MPL	Medibank Private Ltd	10547.83	3.84	0.26	N/A
MQG	Macquarie Group Ltd	85824.55	223.72	-0.64	N/A
NHF	NIB Holdings Limited	2915.32	5.63	-6.32	N/A
NWL	Netwealth Group	5313.70	22.21	2.11	N/A
OBL	Omni Bridgeway Ltd	295.30	0.95	-9.57	Ceasing to be a substantial holder
OFX	OFX Group Ltd	489.55	2.05	0.49	N/A
PNI	Pinnacle Investment	3335.09	16.18	-1.46	N/A
PPT	Perpetual Limited	2194.12	19.15	-0.26	N/A
PTM	Platinum Asset	544.33	0.93	-0.53	Funds Under Management - August 2024
QBE	QBE Insurance Group	24474.10	16.22	-0.43	N/A
QRI	Qualitas Re Income	720.41	1.62	0.00	N/A
SDF	Steadfast Group Ltd	7024.95	5.96	-6.14	Steadfast Shares Halted Pending Response to Media Article
SOL	Soul Pattinson (W.H)	12331.00	33.37	-0.54	N/A
SQ2	Block	4137.77	92.34	-3.45	N/A
SUN	Suncorp Group Ltd	22888.97	17.75	-1.33	N/A
TYR	Tyro Payments	540.70	1.03	0.00	N/A
ZIP	ZIP Co Ltd	2751.53	2.17	2.36	N/A

➤ **Property stocks:**

Code	Company Name	Market Cap (\$m)	Price (\$)	Daily Price Change (%)	Newsflash
ABG	Abacus Group	1134.95	1.28	0.39	N/A
ARF	Arena REIT.	1597.60	4.06	0.50	N/A
ASK	Abacus Storage King	1662.34	1.27	0.00	N/A
BWP	BWP Trust	2568.64	3.66	1.67	N/A
CHC	Charter Hall Group	7378.76	15.71	0.71	Ceasing to be a substantial holder
CIP	Centuria I REIT	2019.08	3.18	0.00	N/A
CLW	Chtr H Lwr	2825.86	3.92	0.00	N/A
CMW	Cromwell Prop	1047.55	0.40	0.00	N/A
CNI	Centuria Capital	1423.61	1.71	-0.29	N/A
COF	Centuria Office REIT	698.88	1.15	-2.14	N/A
CQE	Charter Hall Soc In	1027.30	2.74	-0.36	N/A
CQR	Charter Hall Retail	2133.11	3.66	-0.27	HPI intends to recommend REJECT CQR/Hostplus takeover
DXI	Dexus Industria REIT	888.36	2.79	-0.36	N/A
DXS	Dexus	7969.94	7.51	1.35	N/A
GDI	GDI Property Grp	360.09	0.63	-6.72	N/A
GMG	Goodman Group	63465.00	33.43	0.69	N/A
GOZ	Growthpoint Property	1892.79	2.54	1.20	N/A
GPT	GPT Group	9692.82	5.10	0.79	N/A
HCW	Hlthcohcwllnsreit	667.59	1.19	0.00	N/A
HDN	Homeco Daily Needs	2664.04	1.28	0.00	N/A
HMC	HMC Capital Limited	3136.62	7.93	-4.46	N/A
HPI	Hotel Property	684.11	3.74	7.47	HPI intends to recommend REJECT CQR/Hostplus takeover
INA	Ingenia Group	2127.58	5.24	0.38	N/A
LIC	Lifestyle Communit.	905.75	7.43	-0.13	Change of Director's Interest Notice
LLC	Lendlease Group	4766.47	6.96	0.72	Update on sale of Communities
MGR	Mirvac Group	8523.06	2.20	1.85	N/A
NSR	National Storage	3357.22	2.46	1.23	N/A
PXA	Pexagroup	2367.10	13.30	-0.30	N/A
RFF	Rural Funds Group	785.67	2.01	-0.50	N/A
RGN	Region Group	2593.07	2.24	0.45	N/A
SCG	Scentre Grp	18206.12	3.55	1.43	N/A
SGP	Stockland	12150.70	5.20	2.16	Response to media coverage
URW	Unibailrodawestfield	698.22	6.28	1.62	N/A
VCX	Vicinity Centres	10333.67	2.29	0.88	Non-executive Director retirement and nomination
WPR	Waypoint REIT	1800.58	2.68	0.00	N/A

➤ **Tech stocks:**

Code	Company Name	Market Cap (\$m)	Price (\$)	Daily Price Change (%)	Newsflash
360	Life360 Inc.	4140.96	18.54	-0.32	N/A
AD8	Audinate Group Ltd	777.58	9.54	2.25	N/A
BRN	Brainchip Ltd	304.18	0.16	3.23	N/A
CDA	Codan Limited	2737.86	14.18	-5.97	N/A
DDR	Dicker Data Limited	1606.30	9.19	3.26	Change of Director's Interest Notice
DTL	Data3 Limited	1185.05	7.72	0.92	N/A
HSN	Hansen Technologies	889.34	4.36	-0.23	N/A
IFM	Infomedia Ltd	644.47	1.64	-4.37	N/A
IRE	IRESS Limited	1778.24	9.44	-0.84	Ceasing to be a substantial holder
MAQ	Macquarie Technology	1971.95	77.08	0.75	N/A
MP1	Megaport Limited	1224.86	7.68	0.39	Ceasing to be a substantial holder
NVX	Novonix Limited	269.05	0.54	-0.92	NOVONIX Announces Participation in Investor Conference
NXT	Nextdc Limited	10586.93	17.64	0.06	N/A
SDR	Siteminder	1353.83	4.87	0.21	Relief from Appendix 4C Reporting
TNE	Technology One	7398.67	22.52	-0.75	N/A
WBT	Weebit Nano Ltd	364.61	1.97	2.07	N/A
WTC	WiseTech Global Ltd	41077.80	125.24	1.97	N/A
XRO	Xero Ltd	21754.97	141.61	-0.60	N/A

➤ **Communication stocks:**

Code	Company Name	Market Cap (\$m)	Price (\$)	Daily Price Change (%)	Newsflash
ABB	Aussie Broadband	1093.42	3.80	2.70	ASIC Approval of FY24 Financial Reporting Relief for Symbio
CAR	CAR Group Limited	13907.07	36.90	0.16	N/A
CNU	Chorus Limited	3544.86	8.07	-1.22	N/A
DHG	Domain Holdings Aus	1774.96	2.80	-0.36	Change of Director's Interest Notice
EVT	EVT Limited	1641.48	10.04	-0.59	Change of Director's Interest Notice
NEC	Nine Entertainment	2029.78	1.27	-1.17	N/A
NWS	News Corp..	1165.52	41.69	0.43	N/A
OML	Ooh!Media Limited	700.42	1.28	-1.92	Ceasing to be a substantial holder
REA	REA Group	27039.11	201.38	-1.60	N/A
SEK	Seek Limited	8053.43	22.97	1.77	N/A
SPK	Spark New Zealand	5914.15	3.22	-1.23	N/A
TLS	Telstra Group	45408.90	3.92	-0.25	N/A
TPG	TPG Telecom Limited	9278.11	5.01	0.40	N/A
TUA	Tuas Limited	1996.10	4.35	1.64	N/A

➤ **Utility stocks:**

Code	Company Name	Market Cap (\$m)	Price (\$)	Daily Price Change (%)	Newsflash
AGL	AGL Energy Limited.	7756.78	11.47	-0.52	N/A
APA	APA Group	9278.64	7.37	1.94	N/A
ORG	Origin Energy	16555.61	9.56	-0.52	N/A



## Disclaimer

This document was prepared by Deep Data Analytics. Deep Data Analytics and its related bodies corporate ("DDA"), its directors and/or employees charge a subscription for this report. Deep Data Analytics as principal, its directors and/or employees and their associates may hold securities in the companies mentioned in this report. Deep Data Analytics may seek to do business with any of the companies outlined in this report and should not be considered independent. This document contains Deep Data Analytics proprietary processed data and publicly available information. The information has not been verified or audited, and you are strongly advised to make your own independent assessment and investigation in respect of any matters contained in the document, including to seek independent professional advice. The document has been provided to you for your general information purposes only. It does not consider your particular investment objectives, financial situation or other specific needs. This report has been provided to you on the condition that it is purely general advice and not to be considered as personal advice at any level.

Deep Data Analytics or their respective directors, officers, employees or shareholders makes any representation or warranty, expressed or implied, and takes no responsibility, in respect of the accuracy, reliability, completeness or thoroughness of any of the information contained in this document. Each of those parties, to the maximum extent permitted by law, expressly disclaims, and as a recipient, you expressly release each of those parties from, all liabilities, including (without limitation) liability for negligence in respect of, any part of the information contained in the document. No such parties are under any obligation to update any information in this document or correct any inaccuracies or omissions that may exist or become apparent. Neither this document nor any additional information which may subsequently be provided to a recipient shall constitute or form part of any offer, solicitation, invitation, advice or recommendation to sell or acquire any securities or assets.

Deep Data Analytics provides this financial advice as an honest and reasonable opinion held at a point in time about an investment's risk profile and merit and the information is provided by the Deep Data Analytics in good faith. The views of the adviser(s) do not necessarily reflect the views of the AFS Licensee. Deep Data Analytics has no obligation to update the opinion unless Deep Data Analytics is currently contracted to provide such an updated opinion. Deep Data Analytics does not warrant the accuracy of any information it sources from others. All statements as to future matters are not guaranteed to be accurate and any statements as to past performance do not represent future performance. Assessment of risk can be subjective. Portfolios of equity investments need to be well diversified and the risk appropriate for the investor. Equity investments in listed or unlisted companies yet to achieve a profit or with an equity value less than \$50 million should collectively be a small component of a balanced portfolio, with smaller individual investment sizes than otherwise. Investors are responsible for their own investment decisions, unless a contract stipulates otherwise. Deep Data Analytics does not stand behind the capital value or performance of any investment. Subject to any terms implied by law and which cannot be excluded, Deep Data Analytics shall not be liable for any errors, omissions, defects or misrepresentations in the information (including by reasons of negligence, negligent misstatement or otherwise) or for any loss or damage (whether direct or indirect) suffered by persons who use or rely on the information. If any law prohibits the exclusion of such liability, Deep Data Analytics limits its liability to the re-supply of the Information, provided that such limitation is permitted by law and is fair and reasonable.

Copyright © Deep Data Analytics. All rights reserved. This material is proprietary to Deep Data Analytics and may not be disclosed to third parties. Any unauthorized use, duplication or disclosure of this document is prohibited. The content has been approved for distribution by Deep Data Analytics (ABN 67 159 532 213 AFS Representative No. 1282992) which is a corporate approved representative of BR Securities (ABN 92 168 734 530 and holder of AFSL No. 456663). Deep Data Analytics is the business name of ABN 67 159 532 213.