



INVESTMENT MOTTO: Every cycle offers risk and return. Investing is all about how you manage each cycle to get the best out of it.

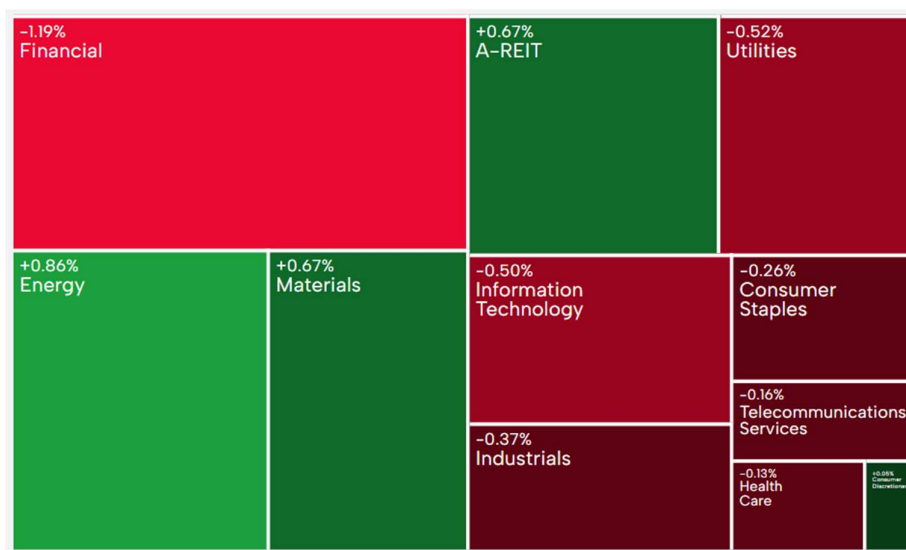
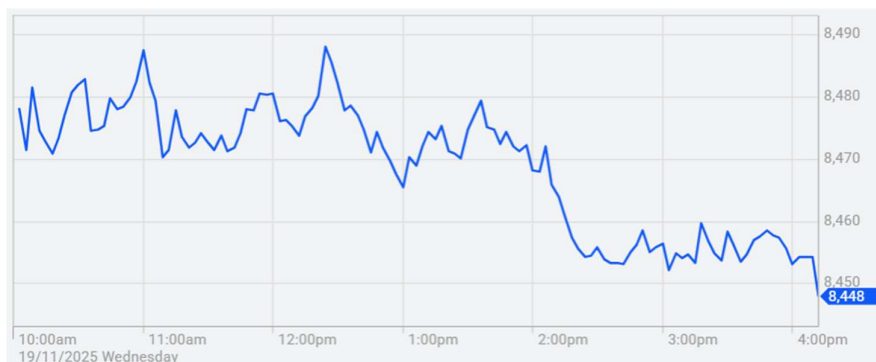
MARKET COMMENTARY

The Aussie market was negative after the bashing yesterday. US market keeps rolling over and that kept sentiment weak but local market was expected to bounce after the worst day since US “Liberation Day” disaster. US continues to backflip on every policy and grift on every trade. The deals don’t even make sense anymore. Supposedly US has \$22trill pledged for investment when their GDP is less than \$30trill. Saudis pledged nearly their whole GDP. No one is going to invest their whole GDP in another country. But we are in a cycle where it can be announced and taken seriously. Locally wages came in solidly and wage growth remains dramatically higher than the decade pre pandemic. There is no rate cut from RBA coming and we may have seen the last one as inflation starts to rise around the world. Growth stocks are getting hammered and defense stocks are on the chopping block. This is not a market where growth stocks can have management change or downgrade expectations without major pain. It may be different this time!

CNBC – China and Japan > Japan’s fragile economy, already hurt by U.S. tariffs and declining investments in property, faces another hit due to the diplomatic spat between Tokyo and Beijing. Miffed over Japanese Prime Minister Sanae Takaichi’s comments related to Taiwan, China on Friday advised its citizens against travelling to the country. Japanese tourism-exposed stocks fell in the aftermath of that warning, while experts caution the impact could be more severe over a longer duration. Mainland Chinese tourists have been the largest group of foreign visitors to Japan so far in 2025 at about 5.7 million, or nearly 23% of all visitors, according to Japan’s National Tourism Organisation.

CNBC – US and Saudi Arabia > President Donald Trump and Saudi Arabia’s Crown Prince Mohammed bin Salman, the de facto ruler of his nation, on Tuesday brushed off questions about bin Salman’s involvement in the 2018 killing of the Saudi journalist Jamal Khashoggi in the Saudi consulate in Istanbul. “Things happen,” Trump said when asked about Khashoggi’s killing by Mary Bruce of ABC News, as he sat next to bin Salman in the Oval Office. Khashoggi, who was a critic of the regime, was also a U.S. resident. Trump called the ABC News reporter “fake news” after she asked about Khashoggi, about claims by families of 9/11 victims that Saudi Arabia bankrolled the Sept. 11, 2001, terror attacks, and about the propriety of Trump’s business investing in Saudi Arabia. “You’re mentioning somebody that was extremely controversial,” Trump said of Khashoggi. “A lot of people didn’t like that gentleman that you’re talking about, whether you like him or didn’t like him, things happen,” Trump said. Referring to bin Salman, Trump said, “But he knew nothing about it, and we can leave it at that.” “You don’t have to embarrass our guests by asking a question,” Trump said.

Historically, 75% of retail investors have experienced losses during positive market periods. Investors are now facing market cycles that are unprecedented in their lifetime, making risk management a crucial aspect of investing. Going forward, the trend towards active investing is reemerging as investors seek quality, relative value, profitability, and dividends. To navigate this new paradigm, it's important to have an active investment strategy that is flexible and adaptable to changing market conditions!



Security	Last	+/-	%	Security	Last	+/-	%	Security	Last	+/-	%
S&P 300	8399.11	-21.09	-0.25	DXY	99.4250	-0.0700	-0.07	SPTGLD	4092.57	24.87	0.61
S&P 200	8447.86	-21.24	-0.25	AUDUSD	0.6497	-0.0012	-0.18	TWI	60.80	0.00	0.00
Mid Cap	11471.62	19.62	0.17	NZDAUD	0.8685	-0.0009	-0.10	WTIS	60.51	-0.23	-0.38
Small Cap	3572.49	-12.41	-0.35	GBPAUD	2.0238	0.0039	0.20	BRENT	64.63	-0.26	-0.40
Micro Cap	2717.30	13.30	0.49	EURAUD	1.7846	0.0052	0.29	COPP3M	10649.00	-150.00	-1.39
NZ50G	13326.90	-15.92	-0.12	EURUSD	1.1594	0.0013	0.11	NICK3M	14450.00	-130.00	-0.89
JAPAN	48537.70	-165.28	-0.34	USDJPY	155.4500	-0.0650	-0.04	ZINC	3125.00	-106.00	-3.28
KOSPI	3929.51	-24.11	-0.61	CNYUSD	0.1407	0.0000	0.02	Security	Last	+/-	%
SING	0.00	0.00	0.00	Security	Last	+/-	%	DOWFUT	46195.00	11.00	0.02
SHANGHAI	3946.74	6.93	0.18	USBON	4.1134	0.0072	0.18	NASFUT	24611.25	15.50	0.06
HNGKNG	25826.78	-103.25	-0.40	USLBR	4.7350	0.0150	0.32	SPFUT	6646.00	6.25	0.09
GERMAN	23180.53	0.00	0.00	BOND10	4.4170	-0.0230	-0.52				
CAC40	7967.93	0.00	0.00	BBSR3M	3.6539	0.0014	0.04				
FTSE	9552.30	-123.13	-1.27	VIX	24.69	2.31	10.32				
DOWJON	46091.74	-498.50	-1.07	XVI	14.49	0.23	1.59				
NASDAQ	22432.85	-275.23	-1.21								
SP500	6617.32	-55.09	-0.83								

Sources: AFR, AAP, ASX, Bloomberg, CNBC, CNN, FactSet, Hedgeye, IRESS, Market Watch, Reuters, S&P, Trading Economics

Japan's core machinery orders, which exclude volatile sectors such as ships and electric power, jumped 4.2% month-over-month to ¥927.8 billion in September 2025, reversing from a 0.9% fall in August and exceeding market expectations for a 2.5% gain. The increase was led by the manufacturing sector, which jumped 23.3% to ¥515.2 billion, while non-manufacturing orders fell 8.7% to ¥428.3 billion. By industry, the largest advances came from chemical and chemical products (388.9%), pulp, paper and paper products (84.5%), other transport equipment (40.7%), mining and quarrying of stone and gravel (40.4%), and general-purpose and production machinery (29.7%). On an annual basis, private-sector orders grew 11.6% in September, accelerating from a 1.6% gain in August and beating forecasts of 5.4%. Core machinery orders are seen as a key yet volatile leading indicator of capital expenditure over the coming six to nine months.

The UK's annual inflation rate eased to 3.6% in October 2025, the lowest level in four months, down from 3.8% recorded in each of the previous three months. The figure came in line with expectations from both the Bank of England and market analysts. Prices slowed for housing and utilities (5.2% vs 7.3%), namely gas (2.1% vs 13%) and electricity (2.7% vs 8%) due to a change in the Office of Gas and Electricity Markets energy price cap in October. Smaller price increases were also seen for restaurants and hotels (3.8% vs 3.9%), services (4.5% vs 4.7%) and clothing and footwear (0.3% vs 0.5%). On the other hand, inflation for transportation was unchanged at 3.8% while it accelerated for food and non-alcoholic beverages (4.9% vs 4.5%) and recreation and culture (2.9% vs 2.7%). Compared to the previous month, the CPI rose 0.4%, following a flat reading in September and matching forecasts. Meanwhile, annual core inflation dropped to a six-month low of 3.4%.

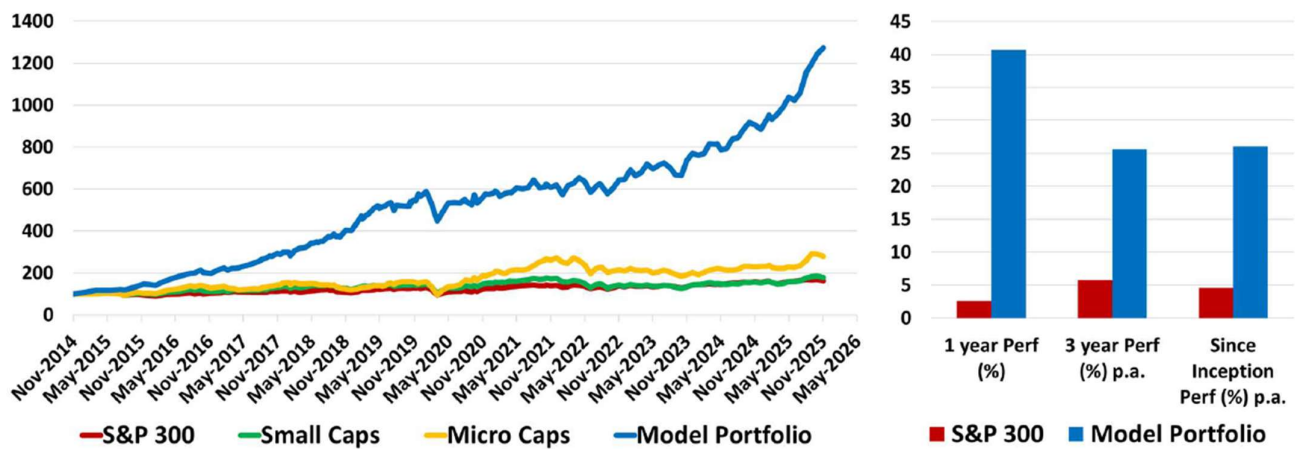
Bank Indonesia (BI) maintained its benchmark interest rate unchanged at 4.75% during its November 2025 policy meeting, in line with expectations. The rate remains at its lowest level since October 2022, following cumulative cuts of 150 bps since September last year. The decision reflects the central bank's view that inflation for 2025–2026 will stay within the target range of 2.5% ± 1%, supported by a stable rupiah and continued measures to sustain economic growth. Recent data showed that GDP grew 5.04% year-on-year in Q3, easing from the two-year high recorded in Q2, while annual inflation accelerated to 2.86% in October, the highest since April 2024, though still within BI's target range. BI also left the overnight deposit facility rate and the lending facility rate unchanged at 3.75% and 5.50%, respectively.

The Westpac–Melbourne Institute Leading Economic Index for Australia edged up 0.1% month-over-month in October 2025 after a flat reading in the previous month. The six-month annualized growth rate also improved, rising to 0.35% from 0.1%. After hovering around zero for much of the past six months, the index has begun to show modest momentum heading into year-end, with the October update indicating slightly above-trend growth in early 2026. Although the signal is mild, it aligns with expectations that activity will continue to strengthen through the rest of 2025 and into next year. Westpac economist Ryan Wells forecasts GDP growth to pick up from 1.8% currently to 2.4% in 2026. On interest rates, Westpac expects the RBA to keep the cash rate on hold until mid-2026, by which time easing inflation should be more evident. This would allow for potential rate cuts in May and August, returning policy to broadly neutral settings.

Australia's seasonally adjusted Wage Price Index rose by 3.4% year-on-year in Q3 2025, unchanged from the previous quarter and in line with market expectations. Public sector wages increased by 3.8%, slightly above the 3.7% rise in Q2, while private sector wages grew by 3.2%, easing from 3.4% previously. In original terms, the electricity, gas, water & waste services industry and public administration recorded the strongest annual wage gains at 4.3% each. They were followed by healthcare and social assistance (3.8%), mining (3.6%), education and training (3.6%), construction (3.4%), rental, hiring, and real estate services (3.3%), and professional, scientific & technical services (3.3%). Healthcare and social assistance roles were the main contributors to quarterly wage growth. On a quarterly basis, overall wage prices rose by 0.8%, matching the previous quarter and aligning with market forecasts.

Deep Data Analytics provides the framework and support to make you a professional investor!

GARY (Growth At Reasonable Yield) investing can outperform even in an expensive market with risk management!



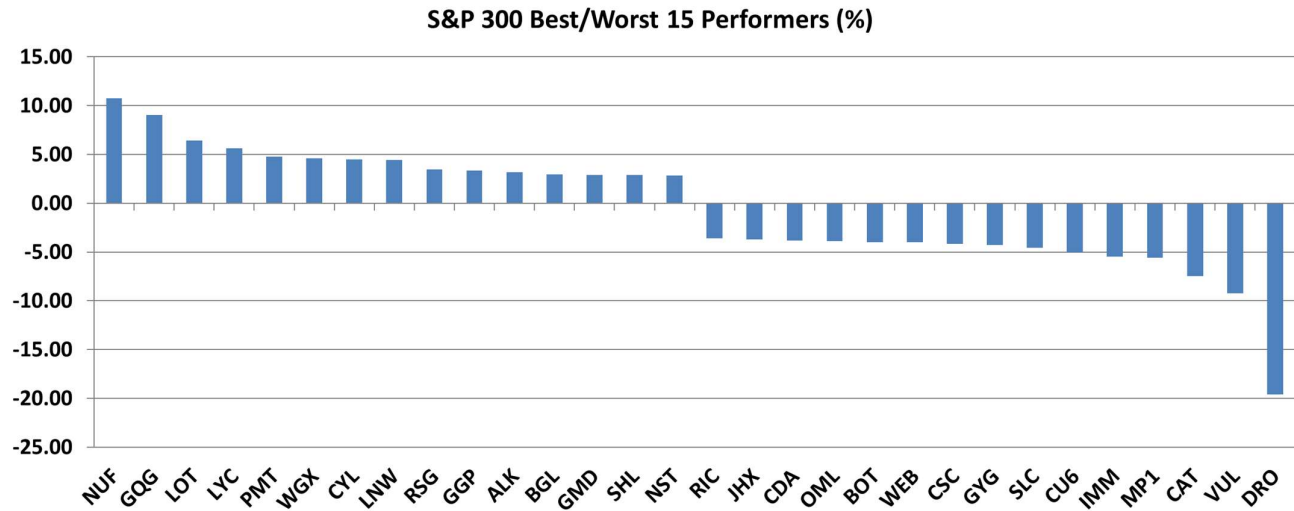
For more market and investment strategies,
visit...

www.deepdataanalytics.com.au

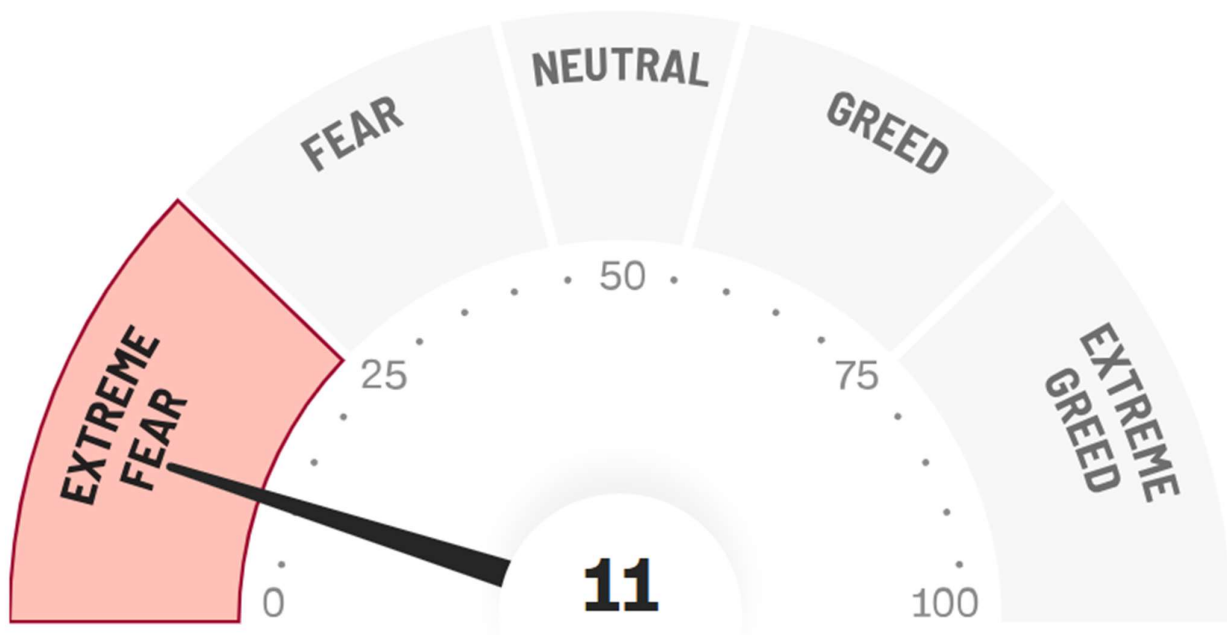
or email...

info@deepdataanalytics.com.au

1. Movers and Shakers in S&P 300 >



2. CNN Fear & Greed Index >



TODAY'S BEST 30 IN S&P 300

Code	Company Name	Market Cap (\$m)	Price (\$)	Daily Price Change (%)	Newsflash
NUF	Nufarm Limited	821.60	2.37	10.75	Nufarm Limited FY25 Result and CEO Transition
GQG	GQG Partners	4403.38	1.63	9.06	N/A
LOT	Lotus Resources Ltd	420.97	0.17	6.45	N/A
LYC	Lynas Rare Earths	14715.07	15.44	5.61	Ceasing to be a substantial holder
PMT	Pmet Resources	231.47	0.44	4.76	N/A
WGX	Westgold Resources.	5111.54	5.66	4.62	N/A
CYL	Catalyst Metals	1781.70	7.26	4.46	N/A
LNW	Light & Wonder Inc.	10909.43	142.00	4.43	N/A
RSG	Resolute Mining	2140.34	1.04	3.48	N/A
GGP	Greatland Resources	4990.39	7.69	3.36	N/A
ALK	Alkane Resources Ltd	1283.85	0.97	3.19	N/A
BGL	Bellevue Gold Ltd	1769.49	1.23	2.93	N/A
GMD	Genesis Minerals	7045.42	6.35	2.92	N/A
SHL	Sonic Healthcare	10324.63	21.49	2.87	N/A
NST	Northern Star	35596.69	25.59	2.85	N/A
RRL	Regis Resources	5035.73	6.83	2.71	Change of Director's Interest Notice
RMS	Ramelius Resources	6447.96	3.44	2.69	N/A
GNC	GrainCorp Limited	1827.31	8.42	2.43	N/A
NXL	Nuix Limited	622.46	1.91	2.42	AGM 2025 Chairman and Interim CEO Addresses, Trading Update
CMM	Capricorn Metals	5800.93	13.76	2.38	N/A
CIA	Champion Iron Ltd	2698.25	5.18	2.37	N/A
PRU	Perseus Mining Ltd	6958.84	5.27	2.33	N/A
BSL	BlueScope Steel Ltd	9693.28	22.61	2.31	N/A
WA1	Wa1ResourcesLtd	1117.43	15.39	2.26	N/A
NXG	Nexgenenergycanada	1851.72	12.33	2.24	N/A
JIN	Jumbo Interactive	632.41	10.20	2.20	N/A
VAU	Vault Minerals Ltd	4803.90	4.70	2.17	N/A
PDN	Paladin Energy Ltd	3518.24	8.00	2.17	N/A
BVS	Bravura Solution Ltd	1040.06	2.37	2.16	N/A
ILU	Iluka Resources	2797.37	6.65	2.15	N/A

TODAY'S WORST 30 IN S&P 300

Code	Company Name	Market Cap (\$m)	Price (\$)	Daily Price Change (%)	Newsflash
DRO	Droneshield Limited	2223.92	1.97	-19.59	Resignation of U.S. CEO
VUL	Vulcan Energy	1573.02	6.09	-9.24	Positive start to Phase One Lionheart field development
CAT	Catapult Sports Ltd	1471.20	4.46	-7.47	N/A
MP1	Megaport Limited	2392.60	12.85	-5.58	N/A
IMM	Immutep Ltd	404.78	0.26	-5.45	N/A
CU6	Clarity Pharma	1473.24	3.76	-5.05	N/A
SLC	Superloop Limited	1245.61	2.31	-4.55	Change of Directors Interest Notice
GYG	Guzman Y Gomez Ltd	2368.08	21.99	-4.27	N/A
CSC	Capstonecorp	2552.06	12.40	-4.17	N/A
BOT	Botanix Pharma Ltd	246.33	0.12	-4.00	Change in substantial holding
WEB	WEB Travel Group Ltd	1445.36	3.84	-4.00	Becoming a substantial holder
OML	OohlMedia Limited	692.33	1.24	-3.89	N/A
CDA	Codan Limited	5568.82	29.44	-3.85	N/A
JHX	James Hardie Indust	12016.36	26.91	-3.69	N/A
RIC	Ridley Corporation	1038.34	2.67	-3.61	AGM 2025 - CEO and Managing Director Address
SDF	Steadfast Group Ltd	5971.40	5.18	-3.54	N/A
ZIP	ZIP Co Ltd..	3768.03	2.84	-3.40	N/A
IMD	Imdex Limited	1689.08	3.19	-3.33	N/A
IPX	Iperionx Limited	1654.73	4.77	-3.25	Becoming a substantial holder
SSM	Service Stream	1360.49	2.13	-3.18	N/A
EOS	Electro Optic Sys.	931.96	4.68	-3.11	Acquisition of New Interceptor Capability
CPU	Computershare Ltd	20555.88	34.44	-3.10	N/A
ABB	Aussie Broadband	1503.84	4.99	-2.92	N/A
BAP	Bapcor Limited	746.71	2.14	-2.73	N/A
PLS	Pilbara Min Ltd	13168.18	3.98	-2.69	N/A
ARB	ARB Corporation.	2784.91	32.50	-2.61	Becoming a substantial holder
SFR	Sandfire Resources	7234.36	15.30	-2.55	Becoming a substantial holder
KAR	Karoon Energy Ltd	1206.96	1.61	-2.42	Ceasing to be a substantial holder
A2M	The A2 Milk Company	6848.02	9.22	-2.33	N/A
KCN	Kingsgate Consolid.	1108.33	4.20	-2.33	N/A

CHECKING S&P 300 BY THE SECTOR

➤ Energy stocks:

Code	Company Name	Market Cap (\$m)	Price (\$)	Daily Price Change (%)	Newsflash
AEL	Amplitude Energy	819.74	2.79	-1.06	Completion of Share consolidation and Updated Appendix 3Ys
ALD	Ampol Limited	7451.71	31.29	0.06	N/A
BMN	Bannerman Energy Ltd	624.44	3.01	0.00	Becoming a substantial holder
BOE	Boss Energy Ltd	682.55	1.63	-0.91	N/A
BPT	Beach Energy Limited	2897.29	1.28	0.39	N/A
DYL	Deep Yellow Limited	1542.43	1.60	0.95	N/A
KAR	Karoo Energy Ltd	1206.96	1.61	-2.42	Ceasing to be a substantial holder
LOT	Lotus Resources Ltd	420.97	0.17	6.45	N/A
NHC	New Hope Corporation	3365.05	4.04	1.25	N/A
NXG	Nexgenenergycanada	1851.72	12.33	2.24	N/A
PDN	Paladin Energy Ltd	3518.24	8.00	2.17	N/A
STO	Santos Ltd	21532.73	6.68	0.75	N/A
STX	Strike Energy Ltd	413.93	0.12	0.00	N/A
VEA	Viva Energy Group	3161.89	1.95	0.26	N/A
WDS	Woodside Energy	49352.56	26.27	1.19	N/A
WHC	Whitehaven Coal	5788.56	7.00	0.43	N/A
YAL	Yancoal Aust Ltd	7249.21	5.44	-0.91	N/A

➤ Material (Ex Mining) stocks:

Code	Company Name	Market Cap (\$m)	Price (\$)	Daily Price Change (%)	Newsflash
A4N	Alpha Hpa Ltd	841.58	0.73	-1.35	N/A
AMC	Amcort PLC	8927.35	13.03	0.23	N/A
DNL	Dyno Nobel Ltd	5978.59	3.33	0.00	N/A
JHX	James Hardie Indust	12016.36	26.91	-3.69	N/A
NUF	Nufarm Limited	821.60	2.37	10.75	Nufarm Limited FY25 Result and CEO Transition
ORA	Orora Limited	2753.33	2.19	-0.90	N/A
ORI	Orica Limited	11109.32	23.70	-0.25	Change of Director's Interest Notice

➤ **Gold stocks:**

Code	Company Name	Market Cap (\$m)	Price (\$)	Daily Price Change (%)	Newsflash
ALK	Alkane Resources Ltd	1283.85	0.97	3.19	N/A
BC8	Black Cat Syndicate	704.95	1.00	1.53	N/A
BGL	Bellevue Gold Ltd	1769.49	1.23	2.93	N/A
CMM	Capricorn Metals	5800.93	13.76	2.38	N/A
CYL	Catalyst Metals	1781.70	7.26	4.46	N/A
EMR	Emerald Res NL	3333.46	5.14	1.78	N/A
EVN	Evolution Mining Ltd	21970.29	11.04	2.03	N/A
FFM	Firefly Metals Ltd	1160.51	1.74	2.06	N/A
GGP	Greatland Resources	4990.39	7.69	3.36	N/A
GMD	Genesis Minerals	7045.42	6.35	2.92	N/A
KCN	Kingsgate Consolid.	1108.33	4.20	-2.33	N/A
NEM	Newmont Corporation	12507.00	133.06	1.28	N/A
NST	Northern Star	35596.69	25.59	2.85	N/A
OBM	Ora Banda Mining Ltd	2189.65	1.16	0.43	Results of Annual General Meeting
PDI	Predictive Disc Ltd	1535.43	0.59	0.00	Becoming a substantial holder
PNR	Pantoro Gold Limited	1919.66	4.88	0.21	N/A
PRU	Perseus Mining Ltd	6958.84	5.27	2.33	N/A
RMS	Ramelius Resources	6447.96	3.44	2.69	N/A
RRL	Regis Resources	5035.73	6.83	2.71	Change of Director's Interest Notice
RSG	Resolute Mining	2140.34	1.04	3.48	N/A
SX2	Southgold Consol	1051.96	7.47	1.91	N/A
VAU	Vault Minerals Ltd	4803.90	4.70	2.17	N/A
WAF	West African Res Ltd	3468.83	3.04	0.00	N/A
WGX	Westgold Resources.	5111.54	5.66	4.62	N/A

➤ **Mining (Ex Gold) stocks:**

Code	Company Name	Market Cap (\$m)	Price (\$)	Daily Price Change (%)	Newsflash
AAI	Alcoa Corporation	3035.93	55.83	1.66	N/A
BHP	BHP Group Limited	207727.55	40.95	0.12	N/A
BSL	BlueScope Steel Ltd	9693.28	22.61	2.31	N/A
CHN	Chalice Mining Ltd	673.15	1.75	1.16	N/A
CIA	Champion Iron Ltd	2698.25	5.18	2.37	N/A
CSC	Capstonecorp	2552.06	12.40	-4.17	N/A
DRR	Deterra	2015.99	3.82	0.26	N/A
DVP	Develop Global Ltd	1085.65	3.33	1.22	N/A
FMG	Fortescue Ltd	61733.25	20.36	1.55	N/A
IGO	IGO Limited	5058.55	6.65	-0.45	2025 Annual General Meeting - Chair Address
ILU	Iluka Resources	2797.37	6.65	2.15	N/A
IMD	Imdex Limited	1689.08	3.19	-3.33	N/A
IPX	Iperionx Limited	1654.73	4.77	-3.25	Becoming a substantial holder
LTR	Liontown Resources	4380.05	1.47	-1.68	N/A
LYC	Lynas Rare Earths	14715.07	15.44	5.61	Ceasing to be a substantial holder
MIN	Mineral Resources.	9634.55	48.59	-0.33	N/A
NIC	Nickel Industries	3038.66	0.70	-0.71	N/A
PLS	Pilbara Min Ltd	13168.18	3.98	-2.69	N/A
PMT	Pmet Resources	231.47	0.44	4.76	N/A
PRN	Perenti Limited	2481.28	2.62	-0.76	N/A
RIO	Rio Tinto Limited	47916.59	129.27	0.15	N/A
S32	South32 Limited	13887.62	3.12	0.97	N/A
SFR	Sandfire Resources	7234.36	15.30	-2.55	Becoming a substantial holder
SGM	Sims Limited	2923.59	15.08	-0.33	N/A
SMR	Stanmore Resources	1919.96	2.17	1.88	N/A
VSL	Vulcan Steel	984.68	6.81	1.34	Change of Director's Interest Notice
VUL	Vulcan Energy	1573.02	6.09	-9.24	Positive start to Phase One Lionheart field development
WA1	Wa1ResourcesLtd	1117.43	15.39	2.26	N/A

➤ **Industrial stocks:**

Code	Company Name	Market Cap (\$m)	Price (\$)	Daily Price Change (%)	Newsflash
ASB	Austal Limited	2793.97	6.47	-2.27	N/A
AIA	Auckland Internation	11526.88	6.73	-1.03	N/A
ALQ	ALS Ltd	10585.26	21.12	1.20	N/A
ALX	Atlas Arteria	7239.66	5.00	0.20	N/A
AZJ	Aurizon Holdings Ltd	6004.02	3.42	-0.29	N/A
BXB	Brambles Limited	31743.41	23.23	-0.30	N/A
CPU	Computershare Ltd	20555.88	34.44	-3.10	N/A
CWY	Cleanaway Waste Ltd	5600.30	2.52	0.80	N/A
DBI	Dalrymple Bay	2146.65	4.28	-1.15	N/A
DOW	Downer EDI Limited	5105.97	7.56	-1.18	N/A
DRO	Droneshield Limited	2223.92	1.97	-19.59	Resignation of U.S. CEO
EOS	Electro Optic Sys.	931.96	4.68	-3.11	Acquisition of New Interceptor Capability
FBU	Fletcher Building	3170.95	2.93	-0.68	N/A
GWA	GWA Group Ltd	636.49	2.38	-0.83	N/A
IPH	IPH Limited	938.72	3.51	-2.23	N/A
KLS	Kelsian Group Ltd	1219.46	4.46	-0.67	N/A
MGH	Maas Group Holdings	1524.30	4.13	-1.43	N/A
MMS	McMillan Shakespeare	1101.06	15.81	0.00	N/A
MND	Monadelphous Group	2624.68	26.15	-0.34	N/A
NWH	NRW Holdings Limited	2288.15	4.97	-0.20	N/A
QAN	Qantas Airways	14572.11	9.58	-0.52	N/A
QUB	Qube Holdings Ltd	7396.98	4.18	0.00	N/A
RDX	Redox Limited	1396.72	2.65	-0.38	N/A
REH	Reece Limited	6605.21	10.62	-0.65	N/A
RWC	Reliance Worldwide	2950.77	3.85	0.00	N/A
SGH	SGH Limited	17566.04	43.24	0.19	Change of Director's Interest Notice
SIQ	Smartgrp Corporation	1114.68	8.25	0.36	N/A
SLX	Silex Systems	2287.51	8.22	-0.36	Ceasing to be a substantial holder
SRG	SRG Global Ltd	1635.41	2.58	-1.15	N/A
SSM	Service Stream	1360.49	2.13	-3.18	N/A
TCL	Transurban Group	46315.33	15.06	1.28	N/A
VGN	Virgin Australia	2392.89	3.05	-0.33	N/A
VNT	Ventiaservicesgroup	4661.03	5.52	-1.60	Ceasing to be a substantial holder
WOR	Worley Limited	6995.08	13.65	-0.15	N/A

➤ **Consumer stocks:**

Code	Company Name	Market Cap (\$m)	Price (\$)	Daily Price Change (%)	Newsflash
ADH	Adairs Limited	321.87	1.80	-1.10	N/A
ALL	Aristocrat Leisure	34840.92	56.93	0.80	N/A
AOV	Amotiv	1160.48	8.54	-1.50	N/A
APE	Eagers Automotive	8513.28	29.69	-1.53	N/A
ARB	ARB Corporation.	2784.91	32.50	-2.61	Becoming a substantial holder
AX1	Accent Group Ltd	706.39	1.18	0.43	N/A
BAP	Bapcor Limited	746.71	2.14	-2.73	N/A
BRG	Breville Group Ltd	4449.32	30.39	-1.07	N/A
CKF	Collins Foods Ltd	1280.51	10.77	-0.74	Becoming a substantial holder
CTD	Corp Travel Limited	2351.45	16.05	0.00	N/A
DMP	Domino Pizza Enterpr	2050.03	21.63	-0.18	N/A
FLT	Flight Centre Travel	2652.19	12.14	-2.18	Response to Acquisition Speculation
GEM	G8 Education Limited	540.09	0.70	-0.71	N/A
GYG	Guzman Y Gomez Ltd	2368.08	21.99	-4.27	N/A
HVN	Harvey Norman	9108.31	7.35	0.55	N/A
IEL	Idp Education Ltd	1386.11	4.92	-1.20	N/A
JBH	JB Hi-Fi Limited	10494.97	95.99	0.00	N/A
JIN	Jumbo Interactive	632.41	10.20	2.20	N/A
LNW	Light & Wonder Inc.	10909.43	142.00	4.43	N/A
LOV	Lovisa Holdings Ltd	3863.67	34.52	-1.06	N/A
MYR	Myer Holdings Ltd	709.61	0.41	0.00	N/A
NCK	Nick Scali Limited	1941.55	22.56	-0.62	N/A
PFP	Propel Funeral	667.79	4.81	-0.62	N/A
PMV	Premier Investments	2748.34	17.27	0.47	N/A
PWH	Pwr Holdings Limited	801.58	7.82	-1.88	N/A
SNL	Supply Network	1411.06	32.32	0.22	N/A
SUL	Super Ret Rep Ltd	3651.61	16.14	-0.19	N/A
TAH	TABCORP Holdings Ltd	2117.53	0.93	0.00	N/A
TLC	The Lottery Corp	11841.11	5.35	0.56	N/A
TPW	Temple & Webster Ltd	2381.44	19.35	-2.27	N/A
UNI	Universal Store	633.71	8.10	-1.94	N/A
WEB	WEB Travel Group Ltd	1445.36	3.84	-4.00	Becoming a substantial holder
WES	Wesfarmers Limited	90720.44	79.97	0.01	N/A

➤ **Staple stocks:**

Code	Company Name	Market Cap (\$m)	Price (\$)	Daily Price Change (%)	Newsflash
A2M	The A2 Milk Company	6848.02	9.22	-2.33	N/A
BGA	Bega Cheese Ltd	1813.94	5.96	0.34	N/A
CBO	Cobram Estate Olives	1461.80	3.05	-0.65	Change of Director's Interest Notice
COL	Coles Group	30037.06	22.34	-0.18	N/A
EDV	Endeavour	6536.44	3.63	-0.27	N/A
ELD	Elders Limited	1579.99	7.49	1.22	N/A
GNC	GrainCorp Limited	1827.31	8.42	2.43	N/A
ING	Inghams Group	899.46	2.47	2.07	N/A
MTS	Metcash Limited	4198.14	3.85	0.79	N/A
RIC	Ridley Corporation	1038.34	2.67	-3.61	AGM 2025 - CEO and Managing Director Address
SGLV	Sunrice	1134.74	16.96	1.86	N/A
SHV	Select Harvests	498.80	3.55	1.14	N/A
TWE	Treasury Wine Estate	4578.17	5.68	0.18	N/A
WOW	Woolworths Group Ltd	34180.29	27.87	-0.39	N/A

➤ **Healthcare stocks:**

Code	Company Name	Market Cap (\$m)	Price (\$)	Daily Price Change (%)	Newsflash
ACL	Au Clinical Labs	508.54	2.65	1.92	N/A
ANN	Ansell Limited	5139.77	35.48	-0.20	N/A
BOT	Botanix Pharma Ltd	246.33	0.12	-4.00	Change in substantial holding
COH	Cochlear Limited	17797.54	269.80	-0.86	N/A
CSL	CSL Limited	87366.06	179.22	-0.48	Australia's CSL to Expand U.S. Production
CU6	Clarity Pharma	1473.24	3.76	-5.05	N/A
CUV	Clinuvel Pharmaceut.	544.68	10.88	0.28	N/A
EBO	Ebos Group Ltd	5160.19	25.26	0.36	N/A
FPH	Fisher & Paykel H.	18581.00	31.71	0.22	N/A
HLS	Healius	639.00	0.88	0.00	Change of Director's Interest Notice
IDX	Integral Diagnostics	939.78	2.54	0.79	N/A
IMM	Immutep Ltd	404.78	0.26	-5.45	N/A
MSB	Mesoblast Limited	2925.17	2.26	-0.88	N/A
MYX	Mayne Pharma Ltd	394.85	4.79	-1.44	N/A
NAN	Nanosonics Limited	1180.16	3.87	-0.26	N/A
NEU	Neuren Pharmaceut.	2327.41	18.28	-0.65	N/A
PME	Pro Medicus Limited	26246.85	250.37	-0.31	N/A
PNV	Polynovo Limited	780.65	1.11	-1.77	N/A
REG	Regis Healthcare Ltd	2210.26	7.18	-1.78	N/A
RHC	Ramsay Health Care	7213.43	31.38	0.42	N/A
RMD	ResMed Inc.	21877.68	37.98	0.42	4 Statement of changes in beneficial ownership of securities
SHL	Sonic Healthcare	10324.63	21.49	2.87	N/A
SIG	Sigma Health Ltd	33707.61	2.92	0.00	N/A
TLX	Telix Pharmaceutical	4762.42	13.94	-0.85	N/A

➤ **Bank stocks:**

Code	Company Name	Market Cap (\$m)	Price (\$)	Daily Price Change (%)	Newsflash
ANZ	ANZ Group Holdings	106959.20	35.12	-2.04	N/A
BEN	Bendigo and Adelaide	6179.74	10.80	-0.74	N/A
BOQ	Bank of Queensland.	4286.32	6.39	-1.39	N/A
CBA	Commonwealth Bank.	256407.90	151.30	-1.25	Change of Director's Interest Notice
JDO	Judo Cap Holdings	1653.57	1.45	-1.69	N/A
MYS	MyState Limited	736.44	4.29	-1.15	N/A
NAB	National Aust. Bank	124361.02	40.32	-0.69	N/A
WBC	Westpac Banking Corp	129528.78	37.34	-1.40	N/A

➤ **Diversified Financials / Insurance stocks:**

Code	Company Name	Market Cap (\$m)	Price (\$)	Daily Price Change (%)	Newsflash
AEF	Australian Ethical	685.26	6.12	1.66	N/A
AFG	Aust Finance Grp	625.05	2.26	-1.74	N/A
AMP	AMP Limited	4139.39	1.62	-1.22	N/A
ASX	ASX Limited	11273.25	58.19	0.29	N/A
AUB	AUB Group Ltd	4346.38	37.64	0.97	N/A
CCP	Credit Corp Group	879.42	12.84	-0.62	N/A
CGF	Challenger Limited	6003.62	8.60	-0.92	N/A
EQT	Equity HI	634.68	23.74	0.21	N/A
FPR	Fleetpartners Group	616.00	2.86	0.35	N/A
GDG	Generation Dev Group	2405.31	6.03	0.17	N/A
GQG	GQG Partners	4403.38	1.63	9.06	N/A
HLI	Helia Group Limited	1602.22	5.85	-0.51	N/A
HMC	HMC Capital Limited	1217.22	2.99	1.36	AGM 2025 Chair and CEO Address
HUB	HUB24 Ltd	8367.09	101.19	-1.10	N/A
IAG	Insurance Australia	18259.99	7.73	0.13	N/A
IFL	Insignia Financial	3051.80	4.55	0.00	N/A
IFT	Infratil Limited	9981.92	9.98	-0.30	N/A
MAF	MA Financial Group	1820.06	9.25	-0.96	N/A
MFG	Magellan Fin Grp Ltd	1570.82	9.27	0.65	Change of Director's Interest Notice
MPL	Medibank Private Ltd	13246.76	4.81	0.00	2025 AGM Chair and CEO Address
MQG	Macquarie Group Ltd	73433.94	189.90	-1.44	N/A
NHF	NIB Holdings Limited	3630.37	7.30	-1.88	Introduction to nib and PHI
NWL	Netwealth Group	6625.02	26.72	-1.04	Becoming a substantial holder
PNI	Pinnacle Investment	3626.45	16.04	0.69	N/A
PPT	Perpetual Limited	2081.79	17.95	-0.88	N/A
QBE	QBE Insurance Group	30279.45	19.74	-1.55	N/A
QRI	Qualitas Re Income	1000.02	1.59	0.32	N/A
RPL	Regal Partners Ltd	1012.16	2.75	0.36	N/A
SDF	Steadfast Group Ltd	5971.40	5.18	-3.54	N/A
SOL	Soul Pattinson (W.H)	13654.31	35.81	-0.36	N/A
SUN	Suncorp Group Ltd	20511.41	18.84	-0.53	N/A
TYR	Tyro Payments	539.73	1.00	-1.96	N/A
XYZ	Block Inc	3619.35	88.51	-1.46	N/A
ZIP	ZIP Co Ltd..	3768.03	2.84	-3.40	N/A

➤ **Property stocks:**

Code	Company Name	Market Cap (\$m)	Price (\$)	Daily Price Change (%)	Newsflash
ABG	Abacus Group	1036.64	1.17	0.43	N/A
APZ	Aspen Group	1172.48	5.09	-1.17	N/A
ARF	Arena REIT.	1480.86	3.65	-0.54	N/A
ASK	Abacus Storage King	1826.60	1.38	-0.72	Appointment of Non-Executive Director
BWP	BWP Group	2745.39	3.78	-0.26	N/A
CHC	Charter Hall Group	10396.48	22.16	0.82	N/A
CIP	Centuria I REIT	2149.88	3.41	-0.58	N/A
CLW	Chtr H Lwr	2950.85	4.13	-0.24	N/A
CMW	Cromwell Prop	1165.40	0.45	1.12	N/A
CNI	Centuria Capital	1975.62	2.34	-1.68	N/A
COF	Centuria Office REIT	692.91	1.17	0.86	N/A
CQE	Charter Hall Soc In	1143.01	3.07	-0.32	N/A
CQR	Charter Hall Retail	2400.48	4.09	-0.97	Change in substantial holding
DGT	DigiCo Infrastr REIT	1295.07	2.40	2.13	N/A
DXI	Dexus Industria REIT	875.66	2.76	0.00	N/A
DXS	Dexus	7701.05	7.21	0.70	N/A
GMG	Goodman Group	58951.38	29.14	1.08	N/A
GOZ	Growthpoint Property	1893.30	2.50	-0.40	N/A
GPT	GPT Group	10459.05	5.53	1.28	N/A
HDN	Homeco Daily Needs	2754.60	1.32	0.00	N/A
INA	Ingenia Group	2086.83	5.10	-0.39	N/A
LIC	Lifestyle Communit.	626.96	5.14	-0.19	N/A
LLC	Lendlease Group	3605.18	5.16	-1.15	N/A
MGR	Mirvac Group	8917.64	2.27	0.44	N/A
NSR	National Storage	3173.18	2.27	0.44	N/A
PXA	Pexagroup	2502.41	14.20	0.78	N/A
RFF	Rural Funds Group	732.68	1.89	0.27	N/A
RGN	Region Group	2763.73	2.39	0.42	N/A
SCG	Scentre Grp	21178.65	4.08	0.49	N/A
SGP	Stockland	15042.91	6.18	-0.48	N/A
VCX	Vicinity Centres	11407.26	2.53	2.02	N/A
WPR	Waypoint REIT	1717.22	2.62	-0.38	N/A

➤ Tech stocks:

Code	Company Name	Market Cap (\$m)	Price (\$)	Daily Price Change (%)	Newsflash
360	Life360 Inc.	5805.81	35.00	-0.77	N/A
AD8	Audinate Group Ltd	333.94	3.88	-2.02	N/A
BRN	Brainchip Ltd	380.08	0.17	0.00	N/A
BVS	Bravura Solution Ltd	1040.06	2.37	2.16	N/A
CAT	Catapult Sports Ltd	1471.20	4.46	-7.47	N/A
CDA	Codan Limited	5568.82	29.44	-3.85	N/A
DDR	Dicker Data Limited	1773.20	9.87	0.61	N/A
DTL	Data3 Limited	1361.58	8.82	0.46	N/A
GTK	Gentrack Group Ltd	715.31	6.58	-0.90	N/A
HSN	Hansen Technologies	1169.80	5.68	-0.87	N/A
IFM	Infomedia Ltd	641.42	1.70	0.29	N/A
IRE	IRESS Limited	1686.71	8.93	-1.11	N/A
MAQ	Macquarie Technology	1521.94	59.43	0.64	N/A
MP1	Megaport Limited	2392.60	12.85	-5.58	N/A
NXL	Nuix Limited	622.46	1.91	2.42	AGM 2025 Chairman and Interim CEO Addresses, Trading Update
NXT	NEXTDC Limited	8683.53	13.51	-0.30	
OCL	Objective Corp	1635.02	16.94	-0.88	Annual General Meeting Results
QOR	Qoria Limited	822.66	0.60	-1.64	N/A
RUL	Rpmglobal Hldgs Ltd	1083.17	4.89	0.00	N/A
SDR	Siteminder	1778.42	6.27	-0.79	N/A
TNE	Technology One	9578.80	29.27	0.03	N/A
WBT	Weebit Nano Ltd	720.80	3.37	-2.03	N/A
WTC	WiseTech Global Ltd	21045.69	62.88	0.40	N/A
XRO	Xero Ltd	19565.76	118.62	0.31	Change of Director's Interest Notice

➤ Communication stocks:

Code	Company Name	Market Cap (\$m)	Price (\$)	Daily Price Change (%)	Newsflash
ABB	Aussie Broadband	1503.84	4.99	-2.92	N/A
CAR	CAR Group Limited	12306.63	33.05	1.63	N/A
CNU	Chorus Limited	3523.16	7.95	-2.09	N/A
EVT	EVT Limited	2242.81	13.65	-1.09	N/A
NEC	Nine Entertainment	1744.34	1.09	-0.91	N/A
NWS	News Corp..	1949.20	43.96	-0.59	REA Group Chief Financial Officer Janelle Hopkins to Retire
OML	Ooh!Media Limited	692.33	1.24	-3.89	N/A
REA	REA Group	25764.18	197.39	1.22	REA Group Chief Financial Officer Janelle Hopkins to Retire
SEK	Seek Limited	8794.76	24.79	0.69	Results of 2025 AGM and Chairman Succession
SLC	Superloop Limited	1245.61	2.31	-4.55	Change of Directors Interest Notice
SPK	Spark New Zealand	3657.36	1.95	0.78	N/A
TLS	Telstra Group	55707.68	4.89	-0.61	N/A
TPG	TPG Telecom Limited	7065.50	3.73	-1.84	Update - Proposed issue of securities - TPG
TUA	Tuas Limited	3575.54	6.51	-0.15	N/A

➤ Utility stocks:

Code	Company Name	Market Cap (\$m)	Price (\$)	Daily Price Change (%)	Newsflash
AGL	AGL Energy Limited.	6175.82	9.20	0.22	N/A
APA	APA Group	12231.18	9.35	0.54	N/A
ORG	Origin Energy	20569.61	11.78	-1.34	N/A

Disclaimer

This document was prepared by Deep Data Analytics. Deep Data Analytics and its related bodies corporate ("DDA"), its directors and/or employees charge a subscription for this report. Deep Data Analytics as principal, its directors and/or employees and their associates may hold securities in the companies mentioned in this report. Deep Data Analytics may seek to do business with any of the companies outlined in this report and should not be considered independent. This document contains Deep Data Analytics proprietary processed data and publicly available information. The information has not been verified or audited, and you are strongly advised to make your own independent assessment and investigation in respect of any matters contained in the document, including to seek independent professional advice. The document has been provided to you for your general information purposes only. It does not consider your particular investment objectives, financial situation or other specific needs. This report has been provided to you on the condition that it is purely general advice and not to be considered as personal advice at any level.

Deep Data Analytics or their respective directors, officers, employees or shareholders makes any representation or warranty, expressed or implied, and takes no responsibility, in respect of the accuracy, reliability, completeness or thoroughness of any of the information contained in this document. Each of those parties, to the maximum extent permitted by law, expressly disclaims, and as a recipient, you expressly release each of those parties from, all liabilities, including (without limitation) liability for negligence in respect of, any part of the information contained in the document. No such parties are under any obligation to update any information in this document or correct any inaccuracies or omissions that may exist or become apparent. Neither this document nor any additional information which may subsequently be provided to a recipient shall constitute or form part of any offer, solicitation, invitation, advice or recommendation to sell or acquire any securities or assets.

Deep Data Analytics provides this financial advice as an honest and reasonable opinion held at a point in time about an investment's risk profile and merit and the information is provided by the Deep Data Analytics in good faith. The views of the adviser(s) do not necessarily reflect the views of the AFS Licensee. Deep Data Analytics has no obligation to update the opinion unless Deep Data Analytics is currently contracted to provide such an updated opinion. Deep Data Analytics does not warrant the accuracy of any information it sources from others. All statements as to future matters are not guaranteed to be accurate and any statements as to past performance do not represent future performance. Assessment of risk can be subjective. Portfolios of equity investments need to be well diversified and the risk appropriate for the investor. Equity investments in listed or unlisted companies yet to achieve a profit or with an equity value less than \$50 million should collectively be a small component of a balanced portfolio, with smaller individual investment sizes than otherwise. Investors are responsible for their own investment decisions, unless a contract stipulates otherwise. Deep Data Analytics does not stand behind the capital value or performance of any investment. Subject to any terms implied by law and which cannot be excluded, Deep Data Analytics shall not be liable for any errors, omissions, defects or misrepresentations in the information (including by reasons of negligence, negligent misstatement or otherwise) or for any loss or damage (whether direct or indirect) suffered by persons who use or rely on the information. If any law prohibits the exclusion of such liability, Deep Data Analytics limits its liability to the re-supply of the Information, provided that such limitation is permitted by law and is fair and reasonable.

Copyright © Deep Data Analytics. All rights reserved. This material is proprietary to Deep Data Analytics and may not be disclosed to third parties. Any unauthorized use, duplication or disclosure of this document is prohibited. The content has been approved for distribution by Deep Data Analytics (ABN 67 159 532 213 AFS Representative No. 1282992) which is a corporate approved representative of BR Securities (ABN 92 168 734 530 and holder of AFSL No. 456663). Deep Data Analytics is the business name of ABN 67 159 532 213.