



*INVESTMENT MOTTO: Every cycle offers risk and return. Investing is all about how you manage each cycle to get the best out of it.*

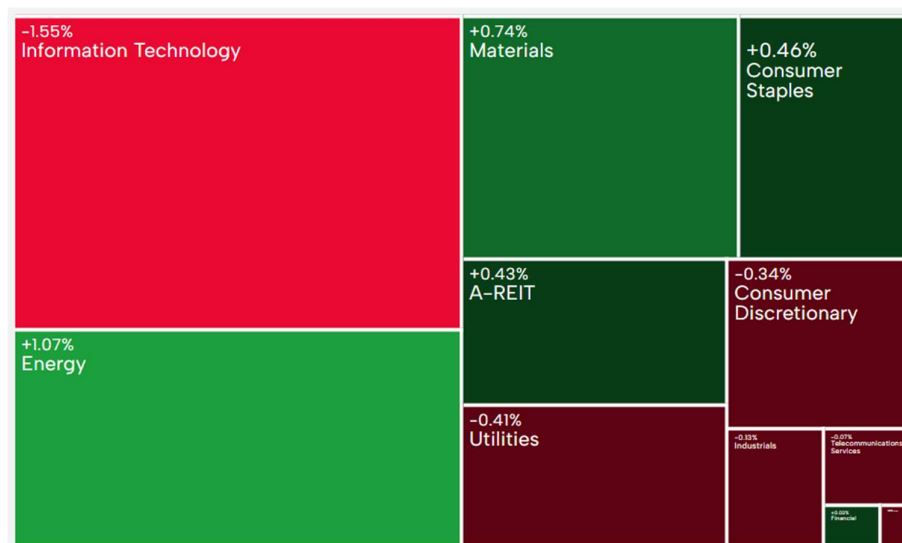
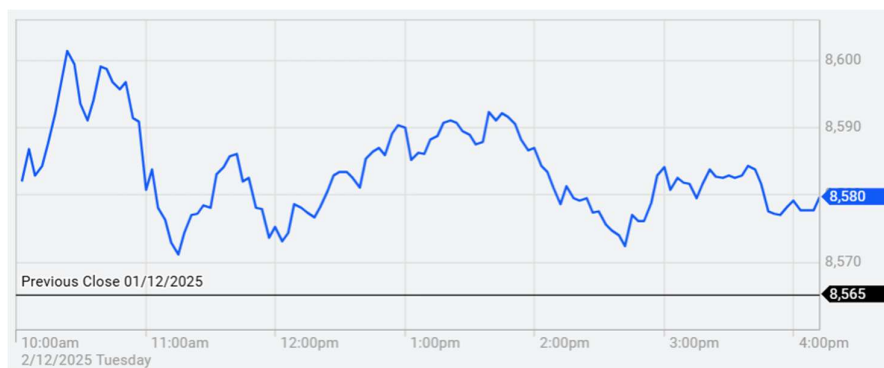
## MARKET COMMENTARY

The Aussie market started positively and faded through the day to deliver a slightly positive close. After the solid negative start to the month on Monday, the expected bounce did not last. US policy volatility rose again as White House targeted Venezuela, Honduras and everything that could be a distraction. Trumpster Hassett is seen as the insider appointment for US Fed chief after Powell and that will be the death of US Fed independence. We may be facing a worse connection than the disaster that is the Japanese government and BOJ. While the White House works out who to blame for their mistakes, the economy keeps sliding down while debt spending keeps running at peak speed. Ukraine and Middle East wars are up and running. China friction with Japan over Taiwan is fueling up again. Chinese techs are delivering more AI offering to challenge Google after their latest AI outperformed the OpenAI/Nvidia play. There is no certainty about who will win. The only things that are certain are policy failures and denial of reality. It may be different this time!

CNBC – US Fed > President Donald Trump knows who he's going to select as the next Federal Reserve chair but isn't saying yet. Prediction markets have their minds made up, but the front-runner also is playing it coy. While that part of the mystery appears ready to clear up in the coming weeks, what's far less certain is the type of environment the new central bank leader will face at a potential crossroads for the U.S. economy. National Economic Council Director Kevin Hassett has been dubbed the clear favorite, buoyed by a Bloomberg News report last week that handicapped the five-person race to succeed current Chair Jerome Powell, whose term runs out in May. Asked Sunday about the situation, Trump told reporters aboard Air Force One, "I know who I am going to pick, yeah. We'll be announcing it." Beyond that, he smirked when asked about Hassett, adding "I'm not telling you, we'll be announcing it." The candidate himself made the rounds on the weekend talk circuit, also dodging questions about his prospects. Hassett is part of a field that also includes current Governors Christopher Waller and Michelle Bowman, former Governor Kevin Warsh and BlackRock fixed income chief Rick Rieder.

CNBC – South Korea > South Korea's consumer prices rose 2.4% in November from a year earlier, driven by higher food and services costs, bolstering the case for the Bank of Korea to maintain interest rates at the current level for longer. The consumer price index was roughly in line with median forecasts for a 2.35% figure, but stayed above the BOK's inflation target level of 2% for a third straight month. An index on prices of agricultural and fishery products increased 5.6% from a year earlier, mainly because prices of fresh produce, including rice and mandarins, soared 18.6% and 26.5%, respectively. The BOK kept interest rates unchanged for a fourth straight meeting at 2.50% last week as a tumbling won currency reduced the scope for further easing and signaled the bank could be nearing the end of its current rate cut cycle.

Historically, 75% of retail investors have experienced losses during positive market periods. Investors are now facing market cycles that are unprecedented in their lifetime, making risk management a crucial aspect of investing. Going forward, the trend towards active investing is reemerging as investors seek quality, relative value, profitability, and dividends. To navigate this new paradigm, it's important to have an active investment strategy that is flexible and adaptable to changing market conditions!



Security	Last	+/-	%	Security	Last	+/-	%	Security	Last	+/-	%
S&P 300	8538.30	13.00	0.15	DX	99.3400	-0.0150	-0.02	SPTGLD	4214.60	-16.36	-0.39
S&P 200	8579.70	14.50	0.17	AUDUSD	0.6556	0.0013	0.20	TWI	61.30	0.10	0.16
Mid Cap	11777.88	1.28	0.01	NZDAUD	0.8738	-0.0017	-0.19	WTIS	59.46	0.14	0.24
Small Cap	3684.93	-7.57	-0.21	GBPAUD	2.0162	-0.0032	-0.16	BRENT	63.26	0.09	0.14
Micro Cap	2851.60	-20.60	-0.72	EURAUD	1.7717	-0.0025	-0.14	COPP3M	11299.00	295.00	2.68
NZ50G	13502.77	54.28	0.40	EURUSD	1.1615	0.0006	0.05	NICK3M	14695.00	35.00	0.24
JAPAN	49303.45	0.17	0.00	USDJPY	155.7920	0.3235	0.21	ZINC	3315.00	60.00	1.84
KOSPI	3994.93	74.56	1.90	CNYUSD	0.1414	0.0000	-0.01	<b>Security</b>	<b>Last</b>	<b>+/-</b>	<b>%</b>
SING	0.00	0.00	0.00	<b>Security</b>	<b>Last</b>	<b>+/-</b>	<b>%</b>	DOWFUT	47322.00	-30.00	-0.06
SHANGHAI	3897.71	-16.29	-0.42	USBON	4.0855	0.0425	1.05	NASFUT	25385.25	-6.00	-0.02
HNGKNG	26081.43	48.17	0.19	USLBR	4.7340	0.0310	0.66	SPFUT	6823.75	-3.00	-0.04
GERMAN	23589.44	0.00	0.00	BOND10	4.6100	0.0550	1.21				
CAC40	8097.00	0.00	0.00	BBSR3M	3.6693	0.0068	0.19				
FTSE	9702.53	-17.98	-0.19	VIX	17.24	0.89	5.44				
DOWJON	47289.33	-427.09	-0.90	XVI	11.11	-0.50	-4.29				
NASDAQ	23275.92	-89.76	-0.38								
SP500	6812.63	-36.46	-0.53								

Sources: AFR, AAP, ASX, Bloomberg, CNBC, CNN, FactSet, Hedgeye, IRESS, Market Watch, Reuters, S&P, Trading Economics

The UK Nationwide House Price Index rose 1.8% year-on-year in November 2025, above the expected 1.4% but slowing from October's 2.4% gain, marking the softest annual growth since June 2024. On a monthly basis, prices increased 0.3%, compared to expectations of no growth and up from 0.2% in the prior period. Nationwide Chief Economist Robert Gardner noted resilience despite subdued consumer confidence, early signs of labour market weakness, and mortgage rates more than double pre-Covid levels, with prices near all-time highs. He added that steady mortgage approvals and ongoing demand, particularly from first-time buyers, support market stability. Gardner expects modest affordability improvements if income growth outpaces house prices, aided by potential Bank Rate cuts and strong household balance sheets. Housing activity is likely to remain steady, with limited impact from upcoming property tax changes and continued upward pressure on rental growth due to constrained supply.

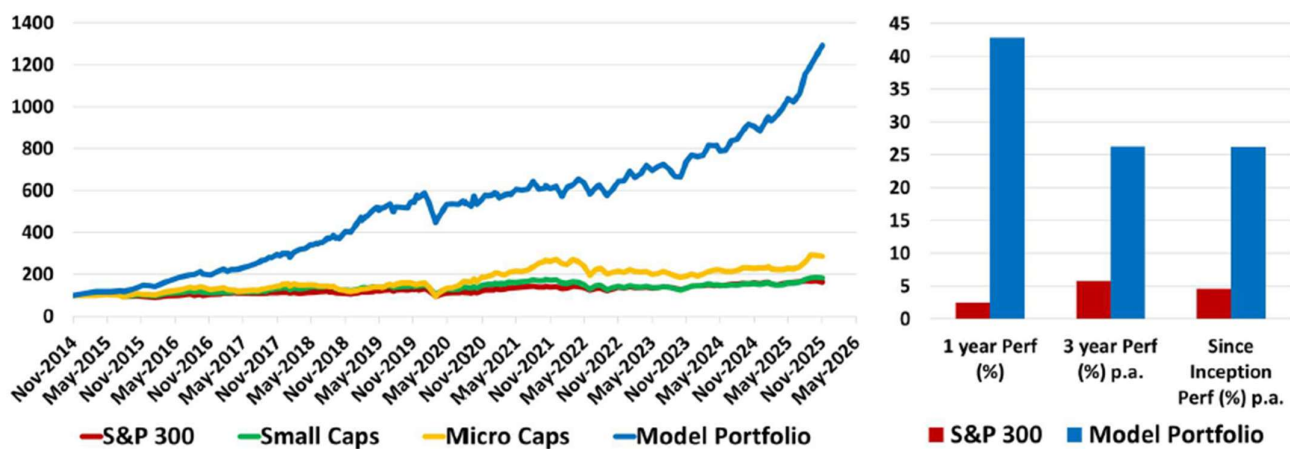
South Korea's annual inflation rate held at 2.4% in November 2025, unchanged from the previous month and remaining at its highest level since July 2024. The latest figure also stayed above the central bank's 2% target for a third straight month. Price continued to rise for all components: food & non-alcoholic beverages (4.7% vs 3.5% in October), tobacco (0.1% vs 0.4%), clothing (2.3% vs 2.1%), furnishings, household equipment & routine maintenance (1.2% vs 1.2%), housing (2.8% vs 2.2%), household goods (1.1% vs 2.2%), health (1.1% vs 0.9%), transport (3.2% vs 3.4%), communication (0.4% vs 0.4%), culture (1.4% vs 2.1%), education (1.7% vs 1.8%), restaurants & hotels (2.9% vs 3.2%), and miscellaneous goods & services (4.2% vs 4.3%). On a monthly basis, consumer prices declined 0.2%, swinging from a 0.3% rise in October and marking the first drop since August.

Australia's current account deficit widened to AUD 16.6 billion in the third quarter of 2025, up from an upwardly revised AUD 16.2 billion in the second quarter and exceeding market expectations of a AUD 13.3 billion shortfall. This marked the largest current account gap since the fourth quarter of 2024, as the goods and services surplus declined to AUD 2.5 billion in Q3 2025 from AUD 2.8 billion in the previous quarter, while the net secondary income shifted to a deficit of AUD 0.5 billion from a surplus of AUD 0.06 billion. Meanwhile, the net primary income deficit narrowed to AUD 18.7 billion in Q3 from AUD 19.0 billion in Q2, driven by a AUD 1.7 billion rise in primary income credits (inflows) and partly offset by an increase of \$1.4 billion in primary income debits (outflows). The increase in inflows was driven by higher profits from Australian direct equity investment holdings and continued strong returns on portfolio equity investments held overseas.

The seasonally adjusted number of total dwellings approved in Australia fell 6.4% month-on-month to 15,832 units in October 2025, reversing a downwardly revised 11.1% surge in September, according to preliminary estimates. The latest reading was worse than market forecasts of a 4.5% decline, with approvals for private-sector dwellings excluding houses plunging 13.1%, reversing a downwardly revised 25.0% jump in the previous month, while private-sector house approvals shrank 2.1% following a downwardly revised 3.2% rise. By state, approvals decreased in Victoria (-24.7%) and New South Wales (-20.6%), while Western Australia (28.1%), South Australia (11.2%), and Queensland (2.4%) recorded increases. On a yearly basis, total dwelling approvals declined 1.8%, after a downwardly revised 14.9% surge in the previous month.

# Deep Data Analytics provides the framework and support to make you a professional investor!

GARY (Growth At Reasonable Yield) investing can outperform even in an expensive market with risk management!



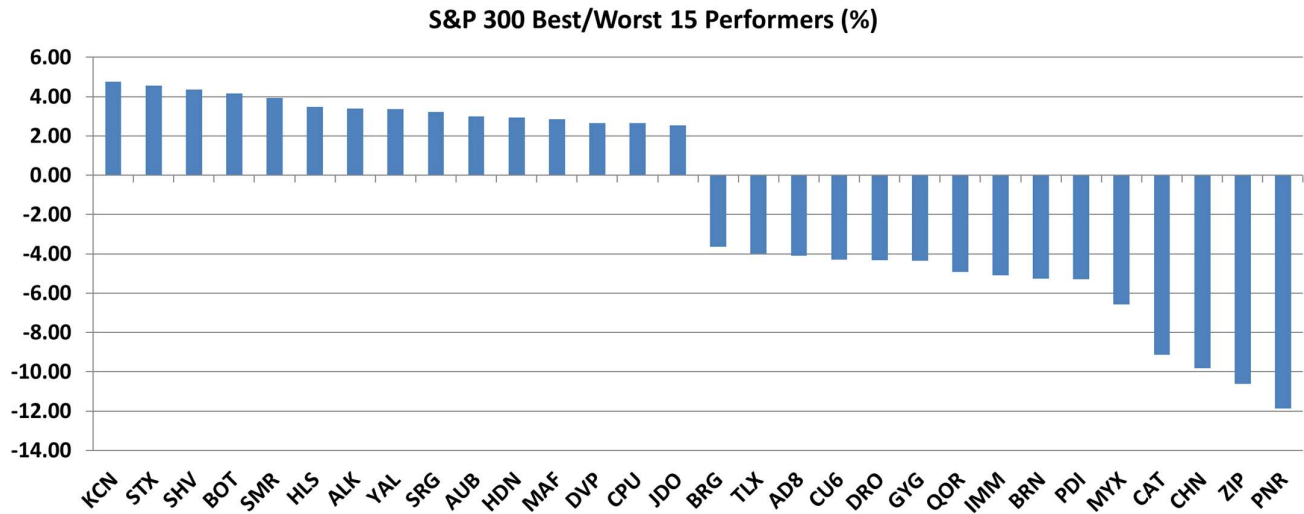
For more market and investment strategies,  
visit...

[www.deepdataanalytics.com.au](http://www.deepdataanalytics.com.au)


or email...

[info@deepdataanalytics.com.au](mailto:info@deepdataanalytics.com.au)

## 1. Movers and Shakers in S&P 300 >



## 2. CNN Fear & Greed Index >



# TODAY'S BEST 30 IN S&P 300

Code	Company Name	Market Cap (\$m)	Price (\$)	Daily Price Change (%)	Newsflash
KCN	Kingsgate Consolid.	1136.68	4.62	4.76	N/A
STX	Strike Energy Ltd	395.93	0.12	4.55	N/A
SHV	Select Harvests	650.85	4.78	4.37	N/A
BOT	Botanix Pharma Ltd	236.48	0.13	4.17	N/A
SMR	Stanmore Resources	2064.19	2.38	3.93	N/A
HLS	Healius	729.76	1.04	3.48	Change in substantial holding
ALK	Alkane Resources Ltd	1406.77	1.07	3.40	N/A
YAL	Yancoal Aust Ltd	7090.76	5.55	3.35	N/A
SRG	SRG Global Ltd	1754.46	2.89	3.21	N/A
AUB	AUB Group Ltd	3571.07	31.55	3.00	N/A
HDN	Homeco Daily Needs	2839.81	1.40	2.94	N/A
MAF	MA Financial Group	1849.29	9.76	2.85	N/A
DVP	Develop Global Ltd	1244.05	3.87	2.65	N/A
CPU	Computershare Ltd	20081.60	35.64	2.65	N/A
JDO	Judo Cap Holdings	1760.07	1.61	2.55	N/A
BVS	Bravura Solution Ltd	1102.82	2.52	2.44	N/A
DXS	Dexus	7754.83	7.37	2.22	N/A
SCG	Scentre Grp	21178.65	4.15	2.22	N/A
LYC	Lynas Rare Earths	14795.59	15.02	2.18	N/A
SFR	Sandfire Resources	7344.95	16.28	2.13	N/A
WHC	Whitehaven Coal	5796.86	7.12	2.01	N/A
SIQ	Smartgrp Corporation	1221.81	9.19	2.00	N/A
RFF	Rural Funds Group	783.34	2.05	1.99	N/A
GOZ	Growthpoint Property	1900.84	2.57	1.98	N/A
BGL	Bellevue Gold Ltd	1947.18	1.34	1.90	Becoming a substantial holder
KAR	Karoo Energy Ltd	1155.76	1.61	1.90	Change in substantial holding
HVN	Harvey Norman	8734.51	7.14	1.85	N/A
NEC	Nine Entertainment	1728.48	1.11	1.83	N/A
SSM	Service Stream	1379.04	2.27	1.79	N/A
RSG	Resolute Mining	2417.20	1.16	1.76	N/A

# TODAY'S WORST 30 IN S&P 300

Code	Company Name	Market Cap (\$m)	Price (\$)	Daily Price Change (%)	Newsflash
PNR	Pantoro Gold Limited	2124.64	4.75	-11.87	Tulla Resources Share Sale
ZIP	ZIP Co Ltd.	4229.42	2.95	-10.61	N/A
CHN	Chalice Mining Ltd	733.46	1.70	-9.81	N/A
CAT	Catapult Sports Ltd	1571.93	4.68	-9.13	N/A
MYX	Mayne Pharma Ltd	296.55	3.41	-6.58	N/A
PDI	Predictive Disc Ltd	1733.23	0.63	-5.30	N/A
BRN	Brainchip Ltd	424.79	0.18	-5.26	N/A
IMM	Immutep Ltd	434.22	0.28	-5.08	New data presentation from AIPAC-003 Phase II for SABCS
QOR	Qoria Limited	822.66	0.58	-4.92	N/A
GYG	Guzman Y Gomez Ltd	2394.89	22.22	-4.35	N/A
DRO	Droneshield Limited	1794.20	1.88	-4.33	N/A
CU6	Clarity Pharma	1298.38	3.34	-4.30	N/A
AD8	Audinate Group Ltd	370.20	4.21	-4.10	Ceasing to be a substantial holder
TLX	Telix Pharmaceutical	5097.76	14.45	-3.99	N/A
BRG	Breville Group Ltd	4420.35	29.41	-3.64	N/A
PMT	Pmet Resources	305.87	0.54	-3.60	N/A
CKF	Collins Foods Ltd	1369.02	11.20	-3.45	Appendix 4D & HY26 Financial Report
MSB	Mesoblast Limited	3425.52	2.58	-3.37	N/A
GTK	Gentrack Group Ltd	999.74	8.93	-3.35	N/A
NXL	Nuix Limited	625.81	1.81	-3.21	N/A
WBT	Weebit Nano Ltd	800.42	3.70	-3.14	N/A
DGT	DigiCo Infrastr REIT	1416.31	2.49	-3.11	N/A
GDG	Generation Dev Group	2537.55	6.17	-2.83	N/A
PNI	Pinnacle Investment	3948.30	16.85	-2.83	N/A
MGR	Mirvac Group	8404.68	2.07	-2.82	N/A
CAR	CAR Group Limited	12938.62	33.25	-2.75	N/A
360	Life360 Inc.	6477.42	38.31	-2.64	Life360 appoints General Counsel and Corporate Secretary
LTR	Liontown Resources	4042.02	1.34	-2.55	N/A
SX2	Southgold Consol	1132.27	7.68	-2.54	N/A
NUF	Nufarm Limited	944.46	2.40	-2.44	N/A

# CHECKING S&P 300 BY THE SECTOR

## ➤ Energy stocks:

Code	Company Name	Market Cap (\$m)	Price (\$)	Daily Price Change (%)	Newsflash
AEL	Amplitude Energy	816.35	2.72	-0.73	N/A
ALD	Ampol Limited	7375.45	31.46	1.65	N/A
BMN	Bannerman Energy Ltd	601.62	2.92	0.69	N/A
BOE	Boss Energy Ltd	655.58	1.58	0.00	N/A
BPT	Beach Energy Limited	2691.97	1.19	0.85	N/A
DYL	Deep Yellow Limited	1566.76	1.61	-0.31	Appointment of Managing Director and Chief Executive Officer
KAR	Karoon Energy Ltd	1155.76	1.61	1.90	Change in substantial holding
LOT	Lotus Resources Ltd	421.16	0.16	0.00	N/A
NHC	New Hope Corporation	3221.68	3.87	1.31	N/A
NXG	Nexgenenergycanada	2072.82	13.59	0.67	Highest-Grade Assay to Date from Patterson Corridor East
PDN	Paladin Energy Ltd	3594.63	8.06	0.75	N/A
STO	Santos Ltd	20980.61	6.52	0.93	N/A
STX	Strike Energy Ltd	395.93	0.12	4.55	N/A
VEA	Viva Energy Group	3446.38	2.12	0.00	N/A
WDS	Woodside Energy	47831.68	25.40	0.95	N/A
WHC	Whitehaven Coal	5796.86	7.12	2.01	N/A
YAL	Yancoal Aust Ltd	7090.76	5.55	3.35	N/A

## ➤ Material (Ex Mining) stocks:

Code	Company Name	Market Cap (\$m)	Price (\$)	Daily Price Change (%)	Newsflash
A4N	Alpha Hpa Ltd	870.30	0.78	1.31	N/A
AMC	Amtor PLC	8913.61	12.98	0.00	N/A
DNL	Dyno Nobel Ltd	5924.73	3.32	0.61	Change of Director's Interest Notice
JHX	James Hardie Indust	12859.51	29.62	-0.94	N/A
NUF	Nufarm Limited	944.46	2.40	-2.44	N/A
ORA	Orora Limited	2790.70	2.23	-0.45	N/A
ORI	Orica Limited	11142.05	24.08	1.05	N/A

➤ **Gold stocks:**

Code	Company Name	Market Cap (\$m)	Price (\$)	Daily Price Change (%)	Newsflash
ALK	Alkane Resources Ltd	1406.77	1.07	3.40	N/A
BC8	Black Cat Syndicate	780.15	1.05	-2.33	BC8: Black Cat enters JV to mine Star of Mangaroon
BGL	Bellevue Gold Ltd	1947.18	1.34	1.90	Becoming a substantial holder
CMM	Capricorn Metals	6540.09	14.10	-1.81	N/A
CYL	Catalyst Metals	1701.78	6.61	1.23	CFO Update
EMR	Emerald Res NL	3492.61	5.38	1.70	N/A
EVN	Evolution Mining Ltd	23656.74	11.75	0.86	N/A
FFM	Firefly Metals Ltd	1327.76	1.95	0.00	Canadian bought deal financing and Australian equity raise
GGP	Greatland Resources	5580.65	8.30	-0.24	N/A
GMD	Genesis Minerals	7482.25	6.55	0.00	N/A
KCN	Kingsgate Consolid.	1136.68	4.62	4.76	N/A
NEM	Newmont Corporation	13256.20	138.76	-0.35	N/A
NST	Northern Star	38916.00	27.11	-0.33	N/A
OBM	Ora Banda Mining Ltd	2434.10	1.26	-1.18	Change in substantial holding
PDI	Predictive Disc Ltd	1733.23	0.63	-5.30	N/A
PNR	Pantoro Gold Limited	2124.64	4.75	-11.87	Tulla Resources Share Sale
PRU	Perseus Mining Ltd	7620.94	5.72	1.42	N/A
RMS	Ramelius Resources	7025.76	3.61	-1.10	N/A
RRL	Regis Resources	5497.65	7.33	0.96	N/A
RSG	Resolute Mining	2417.20	1.16	1.76	N/A
SX2	Southgold Consol	1132.27	7.68	-2.54	N/A
VAU	Vault Minerals Ltd	5263.46	5.07	0.60	N/A
WAF	West African Res Ltd	3343.32	2.97	1.37	Change in substantial holding
WGX	Westgold Resources.	5706.78	5.98	-0.99	N/A

➤ **Mining (Ex Gold) stocks:**

Code	Company Name	Market Cap (\$m)	Price (\$)	Daily Price Change (%)	Newsflash
AAI	Alcoa Corporation	3499.17	63.30	0.00	N/A
BHP	BHP Group Limited	213720.67	42.56	1.14	N/A
BSL	BlueScope Steel Ltd	10680.15	23.97	-1.56	N/A
CHN	Chalice Mining Ltd	733.46	1.70	-9.81	N/A
CIA	Champion Iron Ltd	3103.52	5.82	0.00	N/A
CSC	Capstonecorp	2713.78	13.44	-2.33	N/A
DRR	Deterra	2137.69	4.04	0.00	N/A
DVP	Develop Global Ltd	1244.05	3.87	2.65	N/A
FMG	Fortescue Ltd	66444.06	21.86	1.30	N/A
IGO	IGO Limited	5043.40	6.63	-0.45	Appointment of Chief Financial Officer
ILU	Iluka Resources	2844.64	6.72	1.51	N/A
IMD	Imdex Limited	1740.26	3.43	0.88	N/A
IPX	Iperionx Limited	1678.22	5.00	0.00	N/A
LTR	Liontown Resources	4042.02	1.34	-2.55	N/A
LYC	Lynas Rare Earths	14795.59	15.02	2.18	N/A
MIN	Mineral Resources.	9326.25	47.18	-0.02	N/A
NIC	Nickel Industries	3125.47	0.71	-1.39	N/A
PLS	Pilbara Min Ltd	12621.06	3.95	0.77	Board update
PMT	Pmet Resources	305.87	0.54	-3.60	N/A
PRN	Perenti Limited	2697.46	2.90	1.05	N/A
RIO	Rio Tinto Limited	49282.66	135.03	1.71	Shareholdings of KMP / PDMR
S32	South32 Limited	14876.38	3.34	0.91	South32 appoints new director
SFR	Sandfire Resources	7344.95	16.28	2.13	N/A
SGM	Sims Limited	3298.46	17.29	1.29	N/A
SMR	Stanmore Resources	2064.19	2.38	3.93	N/A
VSL	Vulcan Steel	1056.48	7.20	-0.14	N/A
VUL	Vulcan Energy	1425.33	6.13	0.82	Change in substantial holding
WA1	Wa1ResourcesLtd	1194.65	16.31	1.37	N/A

## ➤ Industrial stocks:

Code	Company Name	Market Cap (\$m)	Price (\$)	Daily Price Change (%)	Newsflash
ASB	Austal Limited	2747.55	6.60	1.38	N/A
AIA	Auckland Internation	11882.86	7.04	0.43	N/A
ALQ	ALS Ltd	11178.68	21.99	-0.23	N/A
ALX	Atlas Arteria	7123.59	4.93	0.41	N/A
AZJ	Aurizon Holdings Ltd	6249.09	3.60	0.84	N/A
BXB	Brambles Limited	32438.89	23.75	-0.38	N/A
CPU	Computershare Ltd	20081.60	35.64	2.65	N/A
CWY	Cleanaway Waste Ltd	5981.12	2.68	0.37	N/A
DBI	Dalrymple Bay	2255.72	4.53	-0.44	N/A
DOW	Downer EDI Limited	5252.81	7.92	0.64	N/A
DRO	Droneshield Limited	1794.20	1.88	-4.33	N/A
EOS	Electro Optic Sys.	877.93	4.45	-2.20	N/A
FBU	Fletcher Building	3256.94	3.06	0.99	N/A
GWA	GWA Group Ltd	652.40	2.49	1.22	N/A
IPH	IPH Limited	933.49	3.58	0.28	N/A
KLS	Kelsian Group Ltd	1214.03	4.50	0.67	N/A
MGH	Maas Group Holdings	1658.91	4.51	-1.10	N/A
MMS	McMillan Shakespeare	1174.88	17.05	1.07	N/A
MND	Monadelphous Group	2638.69	26.42	0.15	N/A
NWH	NRW Holdings Limited	2490.31	5.50	1.48	N/A
QAN	Qantas Airways	15056.33	9.74	-2.11	N/A
QUB	Qube Holdings Ltd	8458.75	4.70	-1.67	N/A
RDX	Redox Limited	1501.73	2.87	0.35	N/A
REH	Reece Limited	7698.86	12.36	-0.80	N/A
RWC	Reliance Worldwide	3203.69	4.15	-0.72	N/A
SGH	SGH Limited	18929.48	45.98	-1.14	N/A
SIQ	Smartgrp Corporation	1221.81	9.19	2.00	N/A
SLX	Silex Systems	2302.29	8.42	1.45	N/A
SRG	SRG Global Ltd	1754.46	2.89	3.21	N/A
SSM	Service Stream	1379.04	2.27	1.79	N/A
TCL	Transurban Group	46689.10	14.95	-0.27	N/A
VGN	Virgin Australia	2345.97	2.99	-0.33	N/A
VNT	Ventiaservicesgroup	4860.43	5.90	0.85	N/A
WOR	Worley Limited	6752.88	13.16	-0.75	N/A

➤ **Consumer stocks:**

Code	Company Name	Market Cap (\$m)	Price (\$)	Daily Price Change (%)	Newsflash
ADH	Adairs Limited	323.64	1.85	1.10	N/A
ALL	Aristocrat Leisure	36025.32	58.06	-0.58	N/A
AOV	Amotiv	1210.00	8.96	-0.88	N/A
APE	Eagers Automotive	7869.49	28.30	1.54	N/A
ARB	ARB Corporation.	2798.26	33.25	-0.84	Ceasing to be a substantial holder
AX1	Accent Group Ltd	604.19	1.02	1.00	N/A
BAP	Bapcor Limited	787.44	2.34	0.86	Resignation of Director
BRG	Breville Group Ltd	4420.35	29.41	-3.64	N/A
CKF	Collins Foods Ltd	1369.02	11.20	-3.45	Appendix 4D & HY26 Financial Report
CTD	Corp Travel Limited	2351.45	16.05	0.00	N/A
DMP	Domino Pizza Enterpr	2085.03	21.58	-2.09	N/A
FLT	Flight Centre Travel	2949.26	13.55	-1.81	N/A
GEM	G8 Education Limited	551.66	0.71	-0.70	N/A
GYG	Guzman Y Gomez Ltd	2394.89	22.22	-4.35	N/A
HVN	Harvey Norman	8734.51	7.14	1.85	N/A
IEL	Idp Education Ltd	1433.43	5.05	-1.94	N/A
JBH	JB Hi-Fi Limited	10684.12	98.21	0.50	N/A
JIN	Jumbo Interactive	674.86	10.76	1.03	N/A
LNW	Light & Wonder Inc.	12264.41	153.27	0.28	N/A
LOV	Lovisa Holdings Ltd	3514.84	31.61	-0.41	N/A
MYR	Myer Holdings Ltd	761.53	0.43	-2.27	N/A
NCK	Nick Scali Limited	1981.75	23.53	1.55	N/A
PFP	Propel Funeral	692.63	5.01	-0.20	N/A
PMV	Premier Investments	2871.44	17.84	-0.67	N/A
PWH	Pwr Holdings Limited	804.59	7.85	-1.88	N/A
SNL	Supply Network	1460.94	33.41	0.06	N/A
SUL	Super Ret Rep Ltd	3687.75	16.53	1.22	N/A
TAH	TABCORP Holdings Ltd	2083.19	0.92	1.10	N/A
TLC	The Lottery Corp	12063.68	5.41	-0.18	N/A
TPW	Temple & Webster Ltd	1730.75	14.14	-1.74	N/A
UNI	Universal Store	653.66	8.55	0.35	N/A
WEB	WEB Travel Group Ltd	1759.73	4.83	-0.82	N/A
WES	Wesfarmers Limited	93023.62	81.64	-0.43	N/A

➤ **Staple stocks:**

Code	Company Name	Market Cap (\$m)	Price (\$)	Daily Price Change (%)	Newsflash
A2M	The A2 Milk Company	6760.97	9.37	0.54	N/A
BGA	Bega Cheese Ltd	1823.10	6.01	0.67	N/A
CBO	Cobram Estate Olives	1456.10	3.05	0.00	N/A
COL	Coles Group	29795.48	22.37	0.77	N/A
EDV	Endeavour	6716.01	3.75	0.27	N/A
ELD	Elders Limited	1552.23	7.16	-1.51	N/A
GNC	GrainCorp Limited	1789.52	8.03	-0.25	N/A
ING	Inghams Group	921.77	2.52	1.61	N/A
MTS	Metcash Limited	3692.60	3.33	-0.89	N/A
RIC	Ridley Corporation	982.12	2.63	0.38	N/A
SGLV	Sunrice	1106.79	16.00	-1.48	N/A
SHV	Select Harvests	650.85	4.78	4.37	N/A
TWE	Treasury Wine Estate	4666.99	5.80	0.35	N/A
WOW	Woolworths Group Ltd	35743.94	29.39	0.44	N/A

➤ **Healthcare stocks:**

Code	Company Name	Market Cap (\$m)	Price (\$)	Daily Price Change (%)	Newsflash
ACL	Au Clinical Labs	563.67	2.85	-1.38	N/A
ANN	Ansell Limited	5258.33	36.35	-0.05	N/A
BOT	Botanix Pharma Ltd	236.48	0.13	4.17	N/A
COH	Cochlear Limited	18002.23	275.69	0.15	N/A
CSL	CSL Limited	89093.20	183.44	-0.11	N/A
CU6	Clarity Pharma	1298.38	3.34	-4.30	N/A
CUV	Clinuvel Pharmaceut.	596.38	11.91	0.25	CLINUVEL advances NEURACTHEL Instant, EU filing mid-2026
EBO	Ebos Group Ltd	5070.14	24.81	0.32	N/A
FPH	Fisher & Paykel H.	19291.58	33.23	1.16	N/A
HLS	Healius	729.76	1.04	3.48	Change in substantial holding
IDX	Integral Diagnostics	958.42	2.57	0.00	N/A
IMM	Immutep Ltd	434.22	0.28	-5.08	New data presentation from AIPAC-003 Phase II for SABCS
MSB	Mesoblast Limited	3425.52	2.58	-3.37	N/A
MYX	Mayne Pharma Ltd	296.55	3.41	-6.58	N/A
NAN	Nanosonics Limited	1286.62	4.18	-1.18	N/A
NEU	Neuren Pharmaceut.	2432.75	19.08	-0.68	N/A
PME	Pro Medicus Limited	27400.65	259.92	-0.86	N/A
PNV	Polynovo Limited	818.65	1.18	-0.42	N/A
REG	Regis Healthcare Ltd	2391.68	7.92	0.13	N/A
RHC	Ramsay Health Care	8600.72	37.57	0.83	N/A
RMD	ResMed Inc.	21692.57	37.82	0.85	Report of proposed sale of securities
SHL	Sonic Healthcare	11525.63	23.58	1.11	N/A
SIG	Sigma Health Ltd	32784.12	2.84	0.00	N/A
TLX	Telix Pharmaceutical	5097.76	14.45	-3.99	N/A

➤ **Bank stocks:**

Code	Company Name	Market Cap (\$m)	Price (\$)	Daily Price Change (%)	Newsflash
ANZ	ANZ Group Holdings	102083.92	34.22	0.06	N/A
BEN	Bendigo and Adelaide	5748.06	10.11	-0.10	N/A
BOQ	Bank of Queensland.	4220.18	6.35	-0.47	2025 Annual General Meeting Presentation
CBA	Commonwealth Bank.	253763.83	152.24	0.40	N/A
JDO	Judo Cap Holdings	1760.07	1.61	2.55	N/A
MYS	MyState Limited	746.62	4.40	0.00	N/A
NAB	National Aust. Bank	122077.82	40.16	0.78	N/A
WBC	Westpac Banking Corp	127442.36	37.12	-0.38	N/A

➤ **Diversified Financials / Insurance stocks:**

Code	Company Name	Market Cap (\$m)	Price (\$)	Daily Price Change (%)	Newsflash
AEF	Australian Ethical	599.88	5.27	0.00	N/A
AFG	Aust Finance Grp	633.20	2.31	-0.86	N/A
AMP	AMP Limited	4329.28	1.72	0.29	N/A
ASX	ASX Limited	10993.46	57.36	1.38	N/A
AUB	AUB Group Ltd	3571.07	31.55	3.00	N/A
CCP	Credit Corp Group	945.45	13.76	-0.94	N/A
CGF	Challenger Limited	6107.37	8.91	0.91	N/A
EQT	Equity HI	681.30	25.23	-0.79	N/A
FPR	Fleetpartners Group	648.42	3.02	0.67	N/A
GDG	Generation Dev Group	2537.55	6.17	-2.83	N/A
GQG	GQG Partners	5408.18	1.79	-2.19	N/A
HLI	Helia Group Limited	1525.92	5.64	0.71	N/A
HMC	HMC Capital Limited	1485.42	3.60	0.00	N/A
HUB	HUB24 Ltd	8098.87	99.59	0.56	Ceasing to be a substantial holder
IAG	Insurance Australia	18165.38	7.71	0.39	N/A
IFL	Insignia Financial	3038.39	4.53	0.00	N/A
IFT	Infratil Limited	10091.61	10.27	1.48	N/A
MAF	MA Financial Group	1849.29	9.76	2.85	N/A
MFG	Magellan Fin Grp Ltd	1604.94	9.50	0.74	N/A
MPL	Medibank Private Ltd	12806.12	4.64	-0.22	N/A
MQG	Macquarie Group Ltd	74786.98	193.97	-1.15	N/A
NHF	NIB Holdings Limited	3527.90	7.16	-0.97	Hisham El-Ansary appointed to nib Board
NWL	Netwealth Group	6732.98	27.35	-0.33	N/A
PNI	Pinnacle Investment	3948.30	16.85	-2.83	N/A
PPT	Perpetual Limited	2164.56	18.75	-0.42	N/A
QBE	QBE Insurance Group	29116.60	19.44	0.83	N/A
QRI	Qualitas Re Income	1003.33	1.60	0.31	N/A
RPL	Regal Partners Ltd	1119.28	3.00	-0.99	N/A
SDF	Steadfast Group Ltd	5682.28	5.09	-0.39	N/A
SOL	Soul Pattinson (W.H)	14288.78	37.02	-1.57	N/A
SUN	Suncorp Group Ltd	18930.27	17.28	-1.14	N/A
TYR	Tyro Payments	542.38	1.03	0.49	N/A
XYZ	Block Inc	4049.70	98.57	-1.92	N/A
ZIP	ZIP Co Ltd..	4229.42	2.95	-10.61	N/A

➤ **Property stocks:**

Code	Company Name	Market Cap (\$m)	Price (\$)	Daily Price Change (%)	Newsflash
ABG	Abacus Group	1085.79	1.24	1.65	N/A
APZ	Aspen Group	1190.69	5.19	-0.76	N/A
ARF	Arena REIT.	1452.61	3.61	0.28	N/A
ASK	Abacus Storage King	1944.87	1.48	-0.34	N/A
BWP	BWP Group	2745.39	3.83	1.06	N/A
CHC	Charter Hall Group	11735.06	24.55	-1.05	Ceasing to be a substantial holder
CIP	Centuria I REIT	2152.20	3.46	0.58	N/A
CLW	Chtr H Lwr	2936.59	4.14	0.49	N/A
CMW	Cromwell Prop	1230.87	0.48	1.06	N/A
CNI	Centuria Capital	1859.41	2.19	-2.23	N/A
COF	Centuria Office REIT	689.92	1.18	1.73	N/A
CQE	Charter Hall Soc In	1146.73	3.10	0.32	N/A
CQR	Charter Hall Retail	2353.98	4.09	0.99	N/A
DGT	DigiCo Infrastr REIT	1416.31	2.49	-3.11	N/A
DXI	Dexus Industria REIT	872.49	2.79	1.45	N/A
DXS	Dexus	7754.83	7.37	2.22	N/A
GMG	Goodman Group	60893.94	29.88	0.34	N/A
GOZ	Growthpoint Property	1900.84	2.57	1.98	N/A
GPT	GPT Group	10573.99	5.56	0.72	N/A
HDN	Homeco Daily Needs	2839.81	1.40	2.94	N/A
INA	Ingenia Group	2082.75	5.08	-0.59	N/A
LIC	Lifestyle Communit.	690.27	5.64	-0.53	N/A
LLC	Lendlease Group	3570.65	5.18	0.19	N/A
MGR	Mirvac Group	8404.68	2.07	-2.82	N/A
NSR	National Storage	3776.92	2.71	0.74	N/A
PXA	Pexagroup	2541.48	14.44	0.91	N/A
RFF	Rural Funds Group	783.34	2.05	1.99	N/A
RGN	Region Group	2786.96	2.41	0.42	N/A
SCG	Scentre Grp	21178.65	4.15	2.22	N/A
SGP	Stockland	14243.53	5.85	-0.51	N/A
VCX	Vicinity Centres	11177.27	2.46	1.23	N/A
WPR	Waypoint REIT	1730.28	2.69	1.51	N/A

## ➤ Tech stocks:

Code	Company Name	Market Cap (\$m)	Price (\$)	Daily Price Change (%)	Newsflash
360	Life360 Inc.	6477.42	38.31	-2.64	Life360 appoints General Counsel and Corporate Secretary
AD8	Audinate Group Ltd	370.20	4.21	-4.10	Ceasing to be a substantial holder
BRN	Brainchip Ltd	424.79	0.18	-5.26	N/A
BVS	Bravura Solution Ltd	1102.82	2.52	2.44	N/A
CAT	Catapult Sports Ltd	1571.93	4.68	-9.13	N/A
CDA	Codan Limited	5528.81	30.27	-0.43	N/A
DDR	Dicker Data Limited	1916.00	10.60	0.00	N/A
DTL	Data3 Limited	1418.96	9.26	1.20	N/A
GTK	Gentrack Group Ltd	999.74	8.93	-3.35	N/A
HSN	Hansen Technologies	1169.80	5.67	-1.05	N/A
IRE	IRESS Limited	1712.86	9.09	-0.87	N/A
MAQ	Macquarie Technology	1692.05	65.06	-0.90	N/A
MP1	Megaport Limited	2468.20	13.85	-1.35	N/A
NXL	Nuix Limited	625.81	1.81	-3.21	N/A
NXT	NEXTDC Limited	8792.47	13.54	-1.31	N/A
OCL	Objective Corp	1711.62	17.46	-2.40	N/A
QOR	Qoria Limited	822.66	0.58	-4.92	N/A
RUL	Rpmglobal Hldgs Ltd	1089.82	4.93	0.20	N/A
SDR	Siteminder	1820.63	6.45	-0.31	N/A
TNE	Technology One	9650.82	28.79	-2.34	N/A
WBT	Weebit Nano Ltd	800.42	3.70	-3.14	N/A
WTC	WiseTech Global Ltd	23895.24	69.45	-2.33	N/A
XRO	Xero Ltd	20684.21	121.44	-0.33	N/A

## ➤ Communication stocks:

Code	Company Name	Market Cap (\$m)	Price (\$)	Daily Price Change (%)	Newsflash
ABB	Aussie Broadband	1518.47	5.22	0.58	N/A
CAR	CAR Group Limited	12938.62	33.25	-2.75	N/A
CNU	Chorus Limited	3458.08	8.02	0.63	N/A
EVT	EVT Limited	2241.18	14.02	1.67	Completion of Pro-invest Hotels acquisition
NEC	Nine Entertainment	1728.48	1.11	1.83	N/A
NWS	News Corp..	1970.80	44.34	-0.83	N/A
OML	Ooh!Media Limited	686.95	1.29	1.18	N/A
REA	REA Group	25667.73	190.51	-1.94	N/A
SEK	Seek Limited	8609.01	24.00	-0.41	N/A
SLC	Superloop Limited	1389.73	2.68	-0.74	N/A
SPK	Spark New Zealand	3799.12	2.01	0.00	N/A
TLS	Telstra Group	54869.54	4.90	0.82	N/A
TPG	TPG Telecom Limited	7303.59	3.77	0.27	N/A
TUA	Tuas Limited	3729.09	6.80	0.00	N/A

## ➤ Utility stocks:

Code	Company Name	Market Cap (\$m)	Price (\$)	Daily Price Change (%)	Newsflash
AGL	AGL Energy Limited.	6270.00	9.32	0.00	N/A
APA	APA Group	12125.97	9.18	-0.43	N/A
ORG	Origin Energy	20259.51	11.70	-0.51	N/A

## Disclaimer

This document was prepared by Deep Data Analytics. Deep Data Analytics and its related bodies corporate ("DDA"), its directors and/or employees charge a subscription for this report. Deep Data Analytics as principal, its directors and/or employees and their associates may hold securities in the companies mentioned in this report. Deep Data Analytics may seek to do business with any of the companies outlined in this report and should not be considered independent. This document contains Deep Data Analytics proprietary processed data and publicly available information. The information has not been verified or audited, and you are strongly advised to make your own independent assessment and investigation in respect of any matters contained in the document, including to seek independent professional advice. The document has been provided to you for your general information purposes only. It does not consider your particular investment objectives, financial situation or other specific needs. This report has been provided to you on the condition that it is purely general advice and not to be considered as personal advice at any level.

Deep Data Analytics or their respective directors, officers, employees or shareholders makes any representation or warranty, expressed or implied, and takes no responsibility, in respect of the accuracy, reliability, completeness or thoroughness of any of the information contained in this document. Each of those parties, to the maximum extent permitted by law, expressly disclaims, and as a recipient, you expressly release each of those parties from, all liabilities, including (without limitation) liability for negligence in respect of, any part of the information contained in the document. No such parties are under any obligation to update any information in this document or correct any inaccuracies or omissions that may exist or become apparent. Neither this document nor any additional information which may subsequently be provided to a recipient shall constitute or form part of any offer, solicitation, invitation, advice or recommendation to sell or acquire any securities or assets.

Deep Data Analytics provides this financial advice as an honest and reasonable opinion held at a point in time about an investment's risk profile and merit and the information is provided by the Deep Data Analytics in good faith. The views of the adviser(s) do not necessarily reflect the views of the AFS Licensee. Deep Data Analytics has no obligation to update the opinion unless Deep Data Analytics is currently contracted to provide such an updated opinion. Deep Data Analytics does not warrant the accuracy of any information it sources from others. All statements as to future matters are not guaranteed to be accurate and any statements as to past performance do not represent future performance. Assessment of risk can be subjective. Portfolios of equity investments need to be well diversified and the risk appropriate for the investor. Equity investments in listed or unlisted companies yet to achieve a profit or with an equity value less than \$50 million should collectively be a small component of a balanced portfolio, with smaller individual investment sizes than otherwise. Investors are responsible for their own investment decisions, unless a contract stipulates otherwise. Deep Data Analytics does not stand behind the capital value or performance of any investment. Subject to any terms implied by law and which cannot be excluded, Deep Data Analytics shall not be liable for any errors, omissions, defects or misrepresentations in the information (including by reasons of negligence, negligent misstatement or otherwise) or for any loss or damage (whether direct or indirect) suffered by persons who use or rely on the information. If any law prohibits the exclusion of such liability, Deep Data Analytics limits its liability to the re-supply of the Information, provided that such limitation is permitted by law and is fair and reasonable.

Copyright © Deep Data Analytics. All rights reserved. This material is proprietary to Deep Data Analytics and may not be disclosed to third parties. Any unauthorized use, duplication or disclosure of this document is prohibited. The content has been approved for distribution by Deep Data Analytics (ABN 67 159 532 213 AFS Representative No. 1282992) which is a corporate approved representative of BR Securities (ABN 92 168 734 530 and holder of AFSL No. 456663). Deep Data Analytics is the business name of ABN 67 159 532 213.