



*INVESTMENT MOTTO: Every cycle offers risk and return. Investing is all about how you manage each cycle to get the best out of it.*

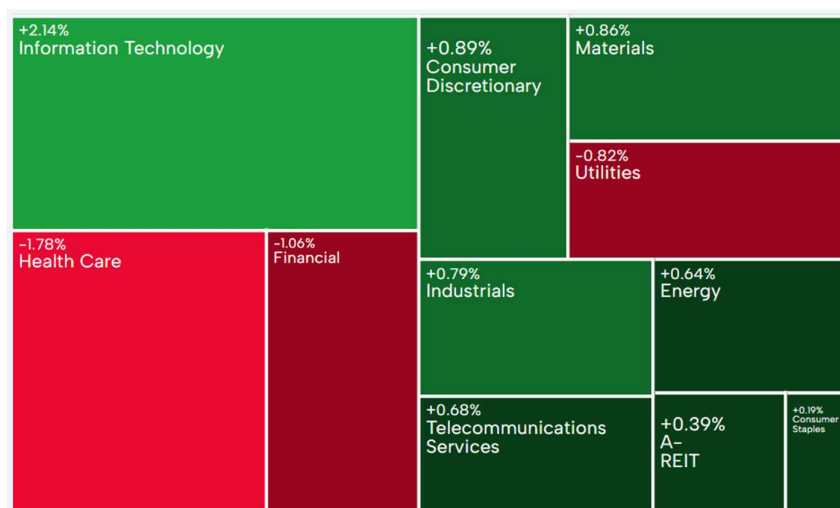
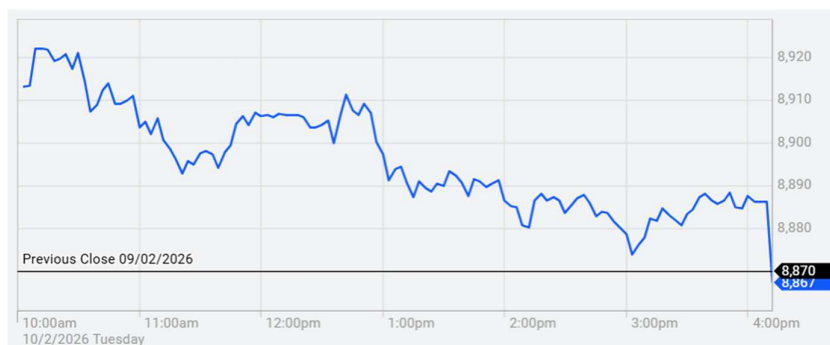
## MARKET COMMENTARY

The Aussie market started positively and finished flat as macro worries persist. US economic problems are expanding while political spin is becoming more fantasy than reality. US QoQ growth rate is high because Q1 was negative. Overall US YoY growth is tracking 2-3% despite massive fiscal spending and rate cuts. Now White House is claiming that the economy can grow by 15% if the new Fed chief plays ball and cuts rates to nothing. The only way that is possible is the economy collapsed and then bounces. But we are in a world when data centers in space, moving to mars and building a society in the moon are just part of the normal chat. It obviously has nothing to do with SpaceX float or the massive government contract it will get to build some fake structure on the moon by claiming that China is going to do it before US. AI attack on SaaS models took a breather while insurance sector was AI target today. There are some areas where its mainly math and risk management. Sectors like Accounting and Insurance are in the AI sweet spot. Epstein files are starting to get billionaires fighting in social media to argue that the other guy had more contact than me. Market sees Israel PM going to US as a leading indicator of Iran attack. It may be different this time!

CNBC – Taiwan and US > Taiwan has told Washington that its proposal to move 40% of the island's semiconductor supply chain to the U.S. was "impossible," Taipei's top tariff trade negotiator said in an interview. Speaking on a local television broadcast Sunday, Vice Premier Cheng Li-chiun said she had made it clear to Washington that the country's semiconductor ecosystem, built over decades, could not simply be relocated. Taiwan's international expansion, including its investments in the U.S., is predicated on the notion that the industry remains' rooted in Taiwan and continues to expand domestic investments, she said in Mandarin, translated by CNBC. The comments push back against onshoring targets outlined by U.S. Commerce Secretary Howard Lutnick in a CNBC interview in January, shortly after the latest U.S.-Taiwan trade agreement. Lutnick said he wanted 40% of Taiwan's entire chip supply chain to shift to the U.S. within President Donald Trump's ongoing term.

CNBC – Middle East > U.S.-flagged ships have been advised to stay "as far as possible" from Iranian waters when navigating the Strait of Hormuz as tensions between Washington and Tehran remain elevated. In a notice issued Monday, the U.S. Maritime Administration said ship captains should decline permission for Iranian forces to board U.S. vessels. Boarding attempts, including moves to force commercial vessels into Iranian waters through small boats and helicopters, have occurred as recently as Feb. 3, the agency under the Department of Transportation said. Should Iranian forces board a U.S.-flagged commercial vessel, crews were advised not to "forcibly resist the boarding party," the notice said. It added that refraining from forcible resistance does not imply consent or agreement to that boarding.

Historically, 75% of retail investors have experienced losses during positive market periods. Investors are now facing market cycles that are unprecedented in their lifetime, making risk management a crucial aspect of investing. Going forward, the trend towards active investing is reemerging as investors seek quality, relative value, profitability, and dividends. To navigate this new paradigm, it's important to have an active investment strategy that is flexible and adaptable to changing market conditions!



Security	Last	+/-	%	Security	Last	+/-	%	Security	Last	+/-	%
S&P 300	8816.60	-0.80	-0.01	DX	96.7500	0.0150	0.02	SPTGLD	5051.51	-7.16	-0.14
S&P 200	8867.36	-2.74	-0.03	AUDUSD	0.7075	-0.0019	-0.26	TWI	65.20	0.30	0.46
Mid Cap	11653.48	84.08	0.73	NZDAUD	0.8545	0.0007	0.08	WTIS	64.33	-0.03	-0.05
Small Cap	3743.25	44.45	1.20	GBPAUD	1.9312	0.0005	0.03	BRENT	69.06	0.02	0.03
Micro Cap	3170.37	52.77	1.69	EURAUD	1.6832	0.0034	0.21	COPP3M	12980.00	140.00	1.09
NZ50G	13513.68	67.31	0.50	EURUSD	1.1908	-0.0007	-0.06	NICK3M	17050.00	250.00	1.49
JAPAN	57650.54	1286.60	2.28	USDJPY	155.2150	-0.6640	-0.43	ZINC	3325.50	35.50	1.08
KOSPI	5301.69	3.65	0.07	CNYUSD	0.1447	0.0001	0.08	Security	Last	+/-	%
SING	0.00	0.00	0.00	Security	Last	+/-	%	DOWFUT	50260.00	41.00	0.08
SHANGHAI	4128.37	5.28	0.13	USBON	4.1803	-0.0481	-1.14	NASFUT	25340.00	-14.00	-0.06
HNGKNG	27183.15	155.99	0.58	USLBR	4.8290	-0.0395	-0.81	SPFUT	6986.00	2.75	0.04
GERMAN	25017.55	1.54	0.01	BOND10	4.8160	-0.0410	-0.84				
CAC40	8351.61	28.33	0.34	BBSR3M	3.9400	0.0125	0.32				
FTSE	10386.23	16.48	0.16	VIX	17.47	0.11	0.63				
DOWJON	50135.87	20.20	0.04	XVI	12.40	0.17	1.42				
NASDAQ	23238.67	207.46	0.90								
SP500	6964.82	32.52	0.47								

Sources: AFR, AAP, ASX, Bloomberg, CNBC, CNN, FactSet, Hedgeye, IRESS, Market Watch, Reuters, S&P, Trading Economics

The Australian sharemarket finished marginally lower on Tuesday, with a late sell-off in CSL following an unexpected management announcement dragging the index into negative territory in the final minutes of trade.

The S&P/ASX 200 slipped 2.7 points, or less than 0.1 per cent, to close at 8867.4. Three of the 11 sectors ended weaker, led by health care and financials.

CSL weighed heavily on the market after the company announced chief executive Paul McKenzie will retire after seven years in the role. Shares fell 5 per cent to a one-month low of \$171.39. Former senior executive Gordon Naylor will assume the role of interim chief executive from February 11.

Financials also pressured the index. ANZ declined more than 2 per cent to \$36.71, while Westpac eased 1.8 per cent to \$39.28. Commonwealth Bank finished modestly lower ahead of its result release on Wednesday.

Insurers were weak, tracking declines in US insurance brokers after the launch of an AI tool by Insurify raised concerns about potential industry disruption. Steadfast fell 9.5 per cent to \$4.50, Insurance Australia Group dropped 6.2 per cent to \$7.28 and QBE lost 3.4 per cent to \$19.69.

Technology stocks provided partial support. NextDC rose 3.4 per cent to \$13.78, Megaport gained 2.6 per cent to \$11.12 and Xero advanced 2.2 per cent to \$84.76.

Uranium stocks extended their rebound as concerns eased that AI-driven power demand would bypass nuclear generation. Paladin rose 5.5 per cent to \$12.13, while Deep Yellow climbed 7.2 per cent to \$2.55.

Miners finished mostly higher despite a pullback in gold and silver prices. BHP added 1.1 per cent to \$50.26, Rio Tinto rose 1.4 per cent to \$162.59 and Newmont gained 1.6 per cent to \$167.48.

Macquarie Group edged up 0.8 per cent to \$214.50 after the bank said its Commodities and Global Markets division is now tracking toward income growth rather than flat earnings.

Treasury Wine Estates rallied 3.5 per cent to \$5.35 after upgrading first-half earnings guidance to \$236 million, above its prior range of \$225 million to \$235 million, and announcing the settlement of a long-running US distribution dispute with Republic National Distribution Company.

Electro Optic Systems surged 11.3 per cent to \$6.71 after resuming trade following a critical short-seller report from Grizzly Research. The company rejected the report, describing it as misleading and manipulative.

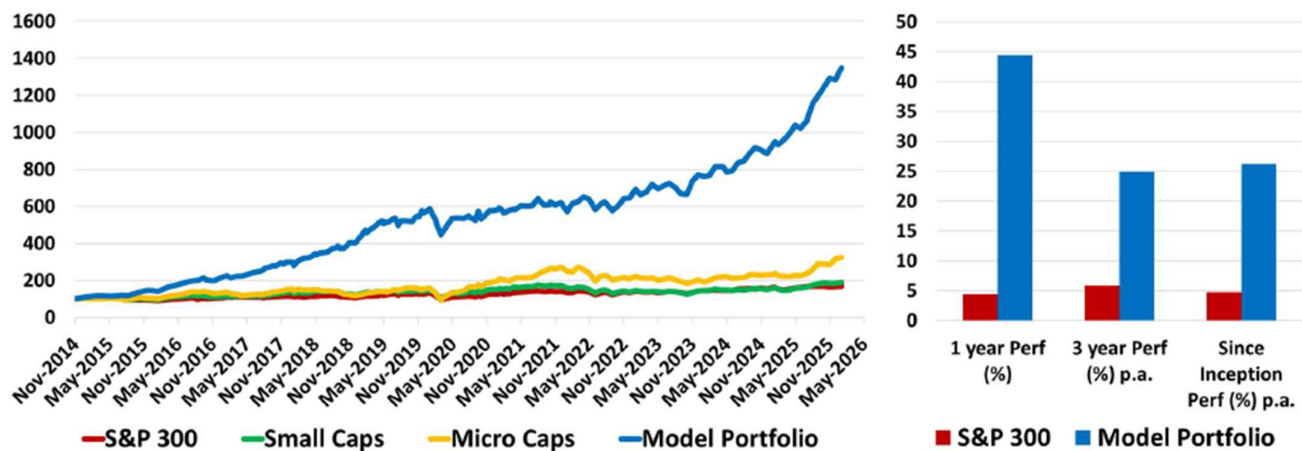
G8 Education plunged 20.6 per cent to 50 cents after flagging a \$350 million non-cash goodwill impairment, cancelling its final dividend and pausing its on-market share buyback amid weaker occupancy and rising costs.

Amplitude Energy tumbled 22.1 per cent to \$2.50 after reporting its Elanora-1 offshore exploration well encountered water rather than gas.

DroneShield gained 7.3 per cent to \$3.38 after appointing former Thales Australia and Knorr-Bremse executive Michael Powell as chief operating officer.

# Deep Data Analytics provides the framework and support to make you a professional investor!

GARY (Growth At Reasonable Yield) investing can outperform even in an expensive market with risk management!



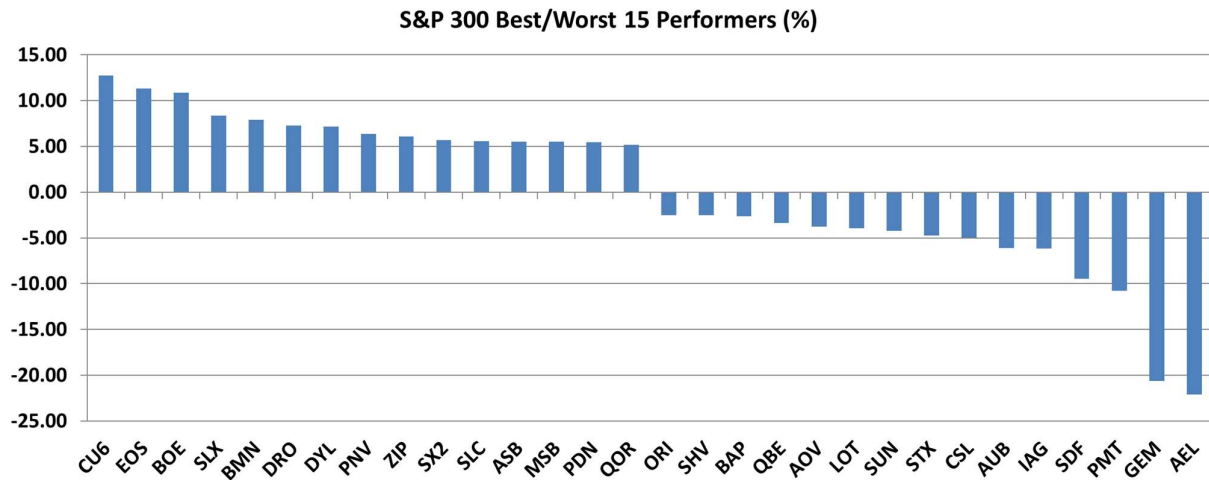
For more market and investment strategies,  
visit...

[www.deepdataanalytics.com.au](http://www.deepdataanalytics.com.au)

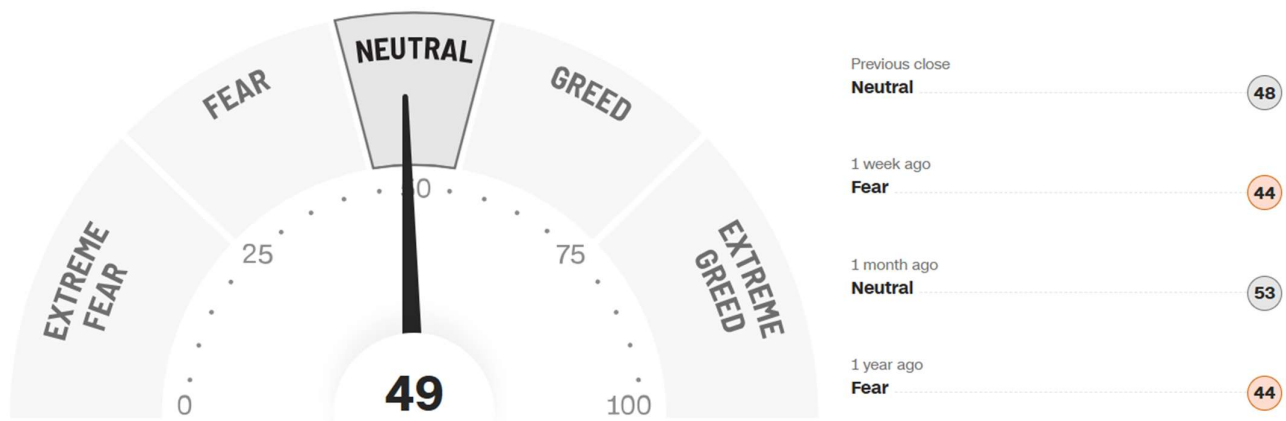
or email...

[info@deepdataanalytics.com.au](mailto:info@deepdataanalytics.com.au)

## 1. Movers and Shakers in S&P 300 >



## 2. CNN Fear & Greed Index >



# TODAY'S BEST 30 IN S&P 300

Code	Company Name	Market Cap (\$m)	Price (\$)	Daily Price Change (%)	Newsflash
CU6	Clarity Pharma	1078.89	3.27	12.76	N/A
EOS	Electro Optic Sys.	1157.71	6.71	11.33	Response to Grizzly Research Report
BOE	Boss Energy Ltd	649.67	1.74	10.86	N/A
SLX	Silex Systems	1856.89	7.24	8.38	Release of Shares from Voluntary Escrow
BMN	Bannerman Energy Ltd	787.07	4.09	7.92	N/A
DRO	Droneshield Limited	2894.39	3.38	7.30	N/A
DYL	Deep Yellow Limited	2319.71	2.55	7.14	N/A
PNV	Polynovo Limited	652.85	1.01	6.35	N/A
ZIP	ZIP Co Ltd..	3138.59	2.62	6.07	N/A
SX2	Southgold Consol	1367.96	10.57	5.70	N/A
SLC	Superloop Limited	1199.28	2.46	5.58	N/A
ASB	Austal Limited	2608.27	6.52	5.50	N/A
MSB	Mesoblast Limited	3058.02	2.50	5.49	N/A
PDN	Paladin Energy Ltd	5167.28	12.13	5.48	N/A
QOR	Qoria Limited	521.38	0.41	5.19	N/A
OBM	Ora Banda Mining Ltd	2296.63	1.26	5.02	N/A
LIC	Lifestyle Communit.	682.96	5.89	4.99	N/A
CUV	Clinuvel Pharmaceut.	557.23	11.62	4.68	N/A
REA	REA Group	22079.43	174.87	4.64	N/A
CHN	Chalice Mining Ltd	714.73	1.92	4.63	Corporate Presentation - February 2026
ABB	Aussie Broadband	1272.71	4.53	4.14	N/A
AD8	Audinate Group Ltd	371.89	4.59	4.08	N/A
PME	Pro Medicus Limited	16837.42	167.66	4.03	N/A
NWH	NRW Holdings Limited	2393.82	5.41	3.84	N/A
NXG	Nexgenenergycanada	2330.37	16.43	3.79	CNSC Hearing for the Approval of the Rook 1 Project
KCN	Kingsgate Consolid.	1427.05	5.54	3.75	N/A
RWC	Reliance Worldwide	2912.45	3.94	3.68	N/A
WBT	Weebit Nano Ltd	1050.17	5.17	3.61	N/A
SEK	Seek Limited	6454.97	18.72	3.60	N/A
LTR	Liontown Resources	5356.80	1.75	3.56	Change in substantial holding

# TODAY'S WORST 30 IN S&P 300

Code	Company Name	Market Cap (\$m)	Price (\$)	Daily Price Change (%)	Newsflash
AEL	Amplitude Energy	962.62	2.50	-22.12	Elanora-1 exploration well update
GEM	G8 Education Limited	486.08	0.50	-20.63	Market Update
PMT	Pmet Resources	354.46	0.58	-10.77	N/A
SDF	Steadfast Group Ltd	5526.60	4.50	-9.46	N/A
IAG	Insurance Australia	18354.60	7.28	-6.19	N/A
AUB	AUB Group Ltd	3598.53	25.95	-6.11	N/A
CSL	CSL Limited	87506.76	171.39	-4.98	Paul McKenzie retires, Gordon Naylor appointed interim CEO
STX	Strike Energy Ltd	377.94	0.10	-4.76	N/A
SUN	Suncorp Group Ltd	18150.54	16.05	-4.24	N/A
LOT	Lotus Resources Ltd	543.56	2.21	-3.91	Change in substantial holding
AOV	Amotiv	1129.69	8.12	-3.79	Half Year Results Announcement
QBE	QBE Insurance Group	30683.28	19.69	-3.39	N/A
BAP	Bapcor Limited	648.28	1.86	-2.62	N/A
SHV	Select Harvests	618.17	4.24	-2.53	N/A
ORI	Orica Limited	12142.87	25.38	-2.50	N/A
ANZ	ANZ Group Holdings	113424.30	36.71	-2.44	N/A
CNU	Chorus Limited	3445.07	7.75	-2.39	N/A
DVP	Develop Global Ltd	1709.32	5.08	-1.93	N/A
WBC	Westpac Banking Corp	136846.34	39.28	-1.82	Retirement of Chief Information Officer
IEL	Idp Education Ltd	1572.60	5.55	-1.77	Ceasing to be a substantial holder
DGT	DigiCo Infrastr REIT	1267.52	2.25	-1.75	N/A
TLC	The Lottery Corp	11707.56	5.17	-1.71	N/A
HLS	Healius	639.00	0.87	-1.70	N/A
MGH	Maas Group Holdings	1524.30	4.12	-1.67	Change of Director's Interest Notice
HLI	Helia Group Limited	1553.17	5.61	-1.58	N/A
EMR	Emerald Res NL	4399.33	6.56	-1.50	N/A
JBH	JB Hi-Fi Limited	8789.36	79.20	-1.48	N/A
CKF	Collins Foods Ltd	1239.25	10.34	-1.43	N/A
SUL	Super Ret Rep Ltd	3310.62	14.46	-1.36	N/A
PMV	Premier Investments	2257.51	13.93	-1.35	N/A

# CHECKING S&P 300 BY THE SECTOR

## ➤ Energy stocks:

Code	Company Name	Market Cap (\$m)	Price (\$)	Daily Price Change (%)	Newsflash
AEL	Amplitude Energy	962.62	2.50	-22.12	Elanora-1 exploration well update
ALD	Ampol Limited	7029.91	29.46	-0.14	N/A
BMN	Bannerman Energy Ltd	787.07	4.09	7.92	N/A
BOE	Boss Energy Ltd	649.67	1.74	10.86	N/A
BPT	Beach Energy Limited	2612.13	1.16	1.31	OMA Awarded Large New Taroom Trough Acreage Setting Up
DYL	Deep Yellow Limited	2319.71	2.55	7.14	N/A
KAR	Karoo Energy Ltd	1173.36	1.69	3.37	N/A
LOT	Lotus Resources Ltd	543.56	2.21	-3.91	Change in substantial holding
NHC	New Hope Corporation	3913.24	4.75	2.37	N/A
NXG	Nexgenenergycanada	2330.37	16.43	3.79	CNSC Hearing for the Approval of the Rook 1 Project
PDN	Paladin Energy Ltd	5167.28	12.13	5.48	N/A
STO	Santos Ltd	22572.02	6.94	-0.14	N/A
STX	Strike Energy Ltd	377.94	0.10	-4.76	N/A
VEA	Viva Energy Group	2934.30	1.80	-0.55	N/A
WDS	Woodside Energy	49124.43	25.93	0.35	N/A
WHC	Whitehaven Coal	7567.03	9.08	-0.87	N/A
YAL	Yancoal Aust Ltd	8054.68	6.07	-0.49	N/A

## ➤ Material (Ex Mining) stocks:

Code	Company Name	Market Cap (\$m)	Price (\$)	Daily Price Change (%)	Newsflash
A4N	Alpha Hpa Ltd	916.12	0.73	1.40	Presentation to Investors
AMC	Amcort PLC	9760.22	68.40	-0.80	N/A
DNL	Dyno Nobel Ltd	6014.65	3.35	-0.89	N/A
JHX	James Hardie Indust	14475.56	33.24	-1.16	N/A
NUF	Nufarm Limited	818.25	2.13	0.00	N/A
ORA	Orora Limited	2652.64	2.16	0.47	N/A
ORI	Orica Limited	12142.87	25.38	-2.50	N/A



➤ **Gold stocks:**

Code	Company Name	Market Cap (\$m)	Price (\$)	Daily Price Change (%)	Newsflash
ALK	Alkane Resources Ltd	2049.31	1.53	2.00	N/A
BC8	Black Cat Syndicate	1015.59	1.43	2.51	N/A
BGL	Bellevue Gold Ltd	2569.10	1.75	0.58	N/A
CMM	Capricorn Metals	6195.49	13.55	-0.22	N/A
CYL	Catalyst Metals	1996.27	7.81	1.96	N/A
EMR	Emerald Res NL	4399.33	6.56	-1.50	N/A
EVN	Evolution Mining Ltd	30418.71	14.98	0.00	N/A
FFM	Firefly Metals Ltd	1490.89	1.96	1.03	N/A
GGP	Greatland Resources	8337.31	12.82	3.47	N/A
GMD	Genesis Minerals	7847.79	7.06	2.77	N/A
KCN	Kingsgate Consolid.	1427.05	5.54	3.75	N/A
NEM	Newmont Corporation	14442.77	167.48	1.55	Newmont Position on Barrick IPO Announcement
NST	Northern Star	39659.98	28.23	1.84	N/A
OBM	Ora Banda Mining Ltd	2296.63	1.26	5.02	N/A
PDI	Predictive Disc Ltd	2174.23	0.85	2.42	N/A
PNR	Pantoro Gold Limited	1892.07	4.76	-0.83	N/A
PRU	Perseus Mining Ltd	7620.94	5.67	0.53	N/A
RMS	Ramelius Resources	8815.48	4.62	0.87	N/A
RRL	Regis Resources	6338.20	8.32	-0.60	N/A
RSG	Resolute Mining	3045.82	1.41	-1.05	Change in substantial holding
SX2	Southgold Consol	1367.96	10.57	5.70	N/A
VAU	Vault Minerals Ltd	5592.18	5.50	2.61	N/A
WAF	West African Res Ltd	3986.73	3.51	0.57	N/A
WGX	Westgold Resources.	6651.61	7.14	1.42	N/A

➤ **Mining (Ex Gold) stocks:**

Code	Company Name	Market Cap (\$m)	Price (\$)	Daily Price Change (%)	Newsflash
AAI	Alcoa Corporation	3411.12	86.48	2.42	N/A
BHP	BHP Group Limited	252574.35	50.26	1.07	N/A
BSL	BlueScope Steel Ltd	12818.15	29.21	-0.17	N/A
CHN	Chalice Mining Ltd	714.73	1.92	4.63	Corporate Presentation - February 2026
CIA	Champion Iron Ltd	2959.54	5.66	1.98	Change of Director's Interest Notice
CSC	Capstonecorp	2845.04	16.43	2.56	N/A
DRR	Deterra	2264.68	4.29	0.23	N/A
DVP	Develop Global Ltd	1709.32	5.08	-1.93	N/A
FMG	Fortescue Ltd	67059.86	21.57	-0.96	N/A
IGO	IGO Limited	6232.31	8.38	1.82	N/A
ILU	Iluka Resources	2230.16	5.32	2.50	N/A
IMD	Imdex Limited	1842.63	3.68	2.22	N/A
IPX	Iperionx Limited	2082.67	6.18	0.32	N/A
LTR	Liontown Resources	5356.80	1.75	3.56	Change in substantial holding
LYC	Lynas Rare Earths	14916.37	15.14	2.16	N/A
MIN	Mineral Resources.	10306.50	52.15	0.00	N/A
NIC	Nickel Industries	4037.07	0.96	3.23	N/A
PLS	Pilbara Min Ltd	13431.02	4.21	0.96	PLS executes offtake agreement with Canmax
PMT	Pmet Resources	354.46	0.58	-10.77	N/A
PRN	Perenti Limited	2415.49	2.63	2.33	N/A
RIO	Rio Tinto Limited	59552.79	162.59	1.38	N/A
S32	South32 Limited	20413.51	4.59	0.88	N/A
SFR	Sandfire Resources	8947.44	19.38	0.05	N/A
SGM	Sims Limited	3984.46	21.12	2.42	Acquisition of Tri Coastal Trading
SMR	Stanmore Resources	2668.12	2.93	-1.01	N/A
VSL	Vulcan Steel	999.33	6.95	1.91	N/A
VUL	Vulcan Energy	1772.90	3.71	0.00	N/A
WA1	Wa1ResourcesLtd	1200.15	16.45	1.79	N/A

➤ **Industrial stocks:**

Code	Company Name	Market Cap (\$m)	Price (\$)	Daily Price Change (%)	Newsflash
ASB	Austal Limited	2608.27	6.52	5.50	N/A
AIA	Auckland Internation	12306.64	7.27	0.14	N/A
ALQ	ALS Ltd	11906.95	24.15	2.94	N/A
ALX	Atlas Arteria	6847.94	4.70	-0.42	N/A
AZJ	Aurizon Holdings Ltd	6154.03	3.62	0.84	N/A
BXB	Brambles Limited	31451.87	22.97	-0.82	N/A
CPU	Computershare Ltd	18560.44	32.30	0.65	CPU 1H FY26 Results Market Announcement
CWY	Cleanaway Waste Ltd	5398.69	2.42	0.41	N/A
DBI	Dalrymple Bay	2454.02	5.05	2.02	N/A
DOW	Downer EDI Limited	5225.57	7.92	0.51	N/A
DRO	Droneshield Limited	2894.39	3.38	7.30	N/A
EOS	Electro Optic Sys.	1157.71	6.71	11.33	Response to Grizzly Research Report
FBU	Fletcher Building	3332.18	3.15	1.61	N/A
GWA	GWA Group Ltd	694.84	2.59	-1.15	N/A
IPH	IPH Limited	920.41	3.54	0.57	N/A
KLS	Kelsian Group Ltd	1097.24	4.04	0.00	N/A
MGH	Maas Group Holdings	1524.30	4.12	-1.67	Change of Director's Interest Notice
MMS	McMillan Shakespeare	1192.99	17.42	1.69	N/A
MND	Monadelphous Group	2957.77	29.86	0.98	N/A
NWH	NRW Holdings Limited	2393.82	5.41	3.84	N/A
QAN	Qantas Airways	15797.80	10.36	-0.77	N/A
QUB	Qube Holdings Ltd	8497.02	4.90	2.08	N/A
RDX	Redox Limited	1627.75	3.08	-0.65	N/A
REH	Reece Limited	9072.61	14.96	1.42	N/A
RWC	Reliance Worldwide	2912.45	3.94	3.68	N/A
SGH	SGH Limited	19442.30	49.15	2.89	N/A
SIQ	Smartgrp Corporation	1162.14	8.53	-0.47	Becoming a substantial holder
SLX	Silex Systems	1856.89	7.24	8.38	Release of Shares from Voluntary Escrow
SRG	SRG Global Ltd	1873.51	3.02	1.00	N/A
SSM	Service Stream	1391.41	2.33	3.56	N/A
TCL	Transurban Group	42921.83	13.73	-0.36	N/A
VGN	Virgin Australia	2510.19	3.21	0.00	N/A
VNT	Ventiaservicesgroup	4421.02	5.49	2.62	N/A
WOR	Worley Limited	6650.65	13.47	2.51	Worley selected by Samsung C&T for CO2 sequestration project

➤ **Consumer stocks:**

Code	Company Name	Market Cap (\$m)	Price (\$)	Daily Price Change (%)	Newsflash
ADH	Adairs Limited	326.30	1.83	-0.54	N/A
ALL	Aristocrat Leisure	31976.74	52.60	1.13	N/A
AOV	Amotiv	1129.69	8.12	-3.79	Half Year Results Announcement
APE	Eagers Automotive	7270.88	25.93	0.70	N/A
ARB	ARB Corporation.	2053.00	24.73	0.53	N/A
AX1	Accent Group Ltd	550.08	0.91	-0.55	N/A
BAP	Bapcor Limited	648.28	1.86	-2.62	N/A
BRG	Breville Group Ltd	4678.15	32.89	1.83	N/A
CKF	Collins Foods Ltd	1239.25	10.34	-1.43	N/A
DMP	Domino Pizza Enterpr	2122.87	22.35	-0.40	Change in substantial holding
FLT	Flight Centre Travel	3115.47	14.87	1.43	N/A
GEM	G8 Education Limited	486.08	0.50	-20.63	Market Update
GYG	Guzman Y Gomez Ltd	2136.99	20.84	-0.14	Becoming a substantial holder
HVN	Harvey Norman	8074.12	6.49	0.15	N/A
IEL	Idp Education Ltd	1572.60	5.55	-1.77	Ceasing to be a substantial holder
JBH	JB Hi-Fi Limited	8789.36	79.20	-1.48	N/A
JIN	Jumbo Interactive	625.06	9.90	0.30	N/A
LNW	Light & Wonder Inc.	12887.69	164.07	2.22	N/A
LOV	Lovisa Holdings Ltd	3553.60	33.17	3.37	N/A
MYR	Myer Holdings Ltd	700.95	0.40	-1.23	N/A
NCK	Nick Scali Limited	2062.15	24.25	0.58	N/A
PFP	Propel Funeral	687.11	4.95	-0.60	N/A
PMV	Premier Investments	2257.51	13.93	-1.35	N/A
PWH	Pwr Holdings Limited	865.94	8.79	2.09	N/A
SNL	Supply Network	1555.01	35.41	-0.37	N/A
SUL	Super Ret Rep Ltd	3310.62	14.46	-1.36	N/A
TAH	TABCORP Holdings Ltd	1945.84	0.88	3.53	Ceasing to be a substantial holder
TLC	The Lottery Corp	11707.56	5.17	-1.71	N/A
TPW	Temple & Webster Ltd	1363.92	11.30	-0.35	N/A
UNI	Universal Store	676.68	9.03	2.38	N/A
WEB	WEB Travel Group Ltd	1268.31	3.58	1.99	N/A
WES	Wesfarmers Limited	97822.86	87.28	1.23	N/A

➤ **Staple stocks:**

Code	Company Name	Market Cap (\$m)	Price (\$)	Daily Price Change (%)	Newsflash
A2M	The A2 Milk Company	6115.34	8.40	-0.36	N/A
BGA	Bega Cheese Ltd	1871.96	6.07	-0.98	N/A
CBO	Cobram Estate Olives	1632.75	3.42	0.00	N/A
COL	Coles Group	29258.62	21.71	-0.41	N/A
EDV	Endeavour	6680.10	3.77	1.34	N/A
ELD	Elders Limited	1497.06	7.14	2.29	N/A
GNC	GrainCorp Limited	1249.33	5.72	1.78	N/A
ING	Inghams Group	914.33	2.45	-0.41	N/A
MTS	Metcash Limited	3596.10	3.27	0.00	N/A
RIC	Ridley Corporation	914.64	2.46	0.82	Investor Strategy Day - FY26 to FY28 Growth Plan
SGLLV	Sunrice	1009.48	14.88	0.74	N/A
SHV	Select Harvests	618.17	4.24	-2.53	N/A
TWE	Treasury Wine Estate	4174.45	5.35	3.48	Settlement of RNDC dispute and 1H26 EBIT5 expectation
WOW	Woolworths Group Ltd	38651.40	31.69	0.16	N/A

➤ **Healthcare stocks:**

Code	Company Name	Market Cap (\$m)	Price (\$)	Daily Price Change (%)	Newsflash
ACL	Au Clinical Labs	470.94	2.51	2.45	N/A
ANN	Ansell Limited	4629.93	32.91	2.24	N/A
BOT	Botanix Pharma Ltd	226.56	0.12	0.00	N/A
COH	Cochlear Limited	16553.68	256.90	1.49	N/A
CSL	CSL Limited	87506.76	171.39	-4.98	Paul McKenzie retires, Gordon Naylor appointed interim CEO
CU6	Clarity Pharma	1078.89	3.27	12.76	N/A
CUV	Clinuvel Pharmaceut.	557.23	11.62	4.68	N/A
EBO	Ebos Group Ltd	4490.20	21.97	0.32	N/A
FPH	Fisher & Paykel H.	19703.12	33.76	0.63	N/A
HLS	Healius	639.00	0.87	-1.70	N/A
IDX	Integral Diagnostics	913.67	2.49	1.63	N/A
IMM	Immutep Ltd	545.28	0.38	1.35	N/A
MSB	Mesoblast Limited	3058.02	2.50	5.49	N/A
MYX	Mayne Pharma Ltd	229.11	2.84	0.71	N/A
NAN	Nanosonics Limited	1149.68	3.82	0.79	N/A
NEU	Neuren Pharmaceut.	1685.57	13.51	1.50	N/A
PME	Pro Medicus Limited	16837.42	167.66	4.03	N/A
PNV	Polynovo Limited	652.85	1.01	6.35	N/A
REG	Regis Healthcare Ltd	1986.52	6.57	0.00	N/A
RHC	Ramsay Health Care	8351.42	37.13	2.63	N/A
RMD	ResMed Inc.	22322.00	38.61	0.42	N/A
SHL	Sonic Healthcare	10863.35	21.82	-0.73	N/A
SIG	Sigma Health Ltd	36016.35	3.09	-0.96	N/A
TLX	Telix Pharmaceutical	3340.34	10.06	2.03	N/A

➤ **Bank stocks:**

Code	Company Name	Market Cap (\$m)	Price (\$)	Daily Price Change (%)	Newsflash
ANZ	ANZ Group Holdings	113424.30	36.71	-2.44	N/A
BEN	Bendigo and Adelaide	6423.99	11.27	-0.35	N/A
BOQ	Bank of Queensland.	4603.83	6.94	-0.29	N/A
CBA	Commonwealth Bank.	267569.90	158.74	-0.72	N/A
JDO	Judo Cap Holdings	2124.41	1.91	0.53	Becoming a substantial holder
MYS	MyState Limited	785.65	4.66	0.65	N/A
NAB	National Aust. Bank	134940.33	43.98	-0.02	N/A
WBC	Westpac Banking Corp	136846.34	39.28	-1.82	Retirement of Chief Information Officer

➤ **Diversified Financials / Insurance stocks:**

Code	Company Name	Market Cap (\$m)	Price (\$)	Daily Price Change (%)	Newsflash
AEF	Australian Ethical	524.76	4.62	0.22	N/A
AFG	Aust Finance Grp	543.52	2.02	1.00	N/A
AMP	AMP Limited	4240.66	1.72	2.39	N/A
ASX	ASX Limited	10892.43	56.35	0.52	N/A
AUB	AUB Group Ltd	3598.53	25.95	-6.11	N/A
CCP	Credit Corp Group	801.83	12.17	3.31	N/A
CGF	Challenger Limited	5948.29	8.81	2.44	N/A
EQT	Equity HI	622.91	23.13	-0.52	N/A
FPR	Fleetpartners Group	587.43	2.78	2.21	N/A
GDG	Generation Dev Group	1918.29	4.81	0.21	N/A
GQG	GQG Partners	4925.07	1.65	-0.90	N/A
HLI	Helia Group Limited	1553.17	5.61	-1.58	N/A
HMC	HMC Capital Limited	1534.93	3.74	0.54	N/A
HUB	HUB24 Ltd	7017.83	86.63	0.94	Ceasing to be a substantial holder
IAG	Insurance Australia	18354.60	7.28	-6.19	N/A
IFL	Insignia Financial	3098.75	4.60	-0.43	N/A
IFT	Infratil Limited	9383.54	9.51	1.28	N/A
MAF	MA Financial Group	2018.83	10.57	2.03	N/A
MFG	Magellan Fin Grp Ltd	1451.68	8.67	0.35	N/A
MPL	Medibank Private Ltd	12640.87	4.56	-0.65	N/A
MQG	Macquarie Group Ltd	81148.18	214.50	0.75	Macquarie Group 2026 Operational Briefing Media Release
NHF	NIB Holdings Limited	3200.98	6.48	-1.22	N/A
NWL	Netwealth Group	5805.48	24.30	2.70	Change in substantial holding
PNI	Pinnacle Investment	4211.66	18.66	1.19	N/A
PPT	Perpetual Limited	1999.82	17.90	3.41	N/A
QBE	QBE Insurance Group	30683.28	19.69	-3.39	N/A
QRI	Qualitas Re Income	1000.18	1.59	0.00	N/A
RPL	Regal Partners Ltd	1122.98	3.10	1.97	N/A
SDF	Steadfast Group Ltd	5526.60	4.50	-9.46	N/A
SOL	Soul Pattinson (W.H)	14095.02	37.91	2.18	N/A
SUN	Suncorp Group Ltd	18150.54	16.05	-4.24	N/A
TYR	Tyro Payments	496.51	0.95	1.60	N/A
XYZ	Block Inc	3093.52	80.65	-1.06	N/A
ZIP	ZIP Co Ltd..	3138.59	2.62	6.07	N/A

➤ **Property stocks:**

Code	Company Name	Market Cap (\$m)	Price (\$)	Daily Price Change (%)	Newsflash
ABG	Abacus Group	1000.90	1.12	0.00	N/A
APZ	Aspen Group	1181.58	5.25	1.16	N/A
ARF	Arena REIT.	1421.98	3.50	-0.28	N/A
ASK	Abacus Storage King	2010.58	1.53	-0.33	N/A
BWP	BWP Group	2694.69	3.74	0.54	N/A
CHC	Charter Hall Group	11011.37	23.25	-0.13	N/A
CIP	Centuria I REIT	1998.04	3.19	-0.31	N/A
CLW	Chtr H Lwr	2672.87	3.72	-0.80	N/A
CMW	Cromwell Prop	1126.11	0.43	0.00	N/A
CNI	Centuria Capital	1656.03	2.01	0.75	N/A
COF	Centuria Office REIT	621.23	1.03	-0.96	N/A
CQE	Charter Hall Soc In	1076.22	2.90	0.00	N/A
CQR	Charter Hall Retail	2278.42	3.95	0.77	N/A
DGT	DigiCo Infrastr REIT	1267.52	2.25	-1.75	N/A
DXI	Dexus Industria REIT	793.17	2.53	1.20	Acquisition consolidates Sydney industrial ownership
DXS	Dexus	6937.40	6.44	-0.16	N/A
GMG	Goodman Group	62897.83	31.12	1.17	N/A
GOZ	Growthpoint Property	1704.72	2.27	0.44	N/A
GPT	GPT Group	9807.76	5.09	-0.59	N/A
HDN	Homeco Daily Needs	2683.21	1.30	1.17	N/A
INA	Ingenia Group	1895.26	4.63	-0.43	N/A
LIC	Lifestyle Communit.	682.96	5.89	4.99	N/A
LLC	Lendlease Group	3128.63	4.56	0.66	N/A
MGR	Mirvac Group	7753.62	1.95	-0.76	N/A
NSR	National Storage	3875.21	2.76	0.00	N/A
PXA	Pexagroup	2482.87	13.82	-1.14	N/A
RFF	Rural Funds Group	783.34	2.00	-0.75	N/A
RGN	Region Group	2679.03	2.33	0.43	Half Year 31 December 2025 Announcement
SCG	Scentre Grp	20604.85	3.96	0.25	N/A
SGP	Stockland	12644.77	5.18	-0.77	N/A
VCX	Vicinity Centres	11545.25	2.53	0.80	N/A
WPR	Waypoint REIT	1632.34	2.50	0.00	N/A

➤ **Tech stocks:**

Code	Company Name	Market Cap (\$m)	Price (\$)	Daily Price Change (%)	Newsflash
360	Life360 Inc.	4696.49	26.51	2.99	N/A
AD8	Audinate Group Ltd	371.89	4.59	4.08	N/A
BRN	Brainchip Ltd	326.65	0.15	3.45	N/A
BVS	Bravura Solution Ltd	1044.54	2.40	3.00	Change in substantial holding
CAT	Catapult Sports Ltd	1068.71	3.50	0.57	N/A
CDA	Codan Limited	6565.47	35.80	-0.83	N/A
DDR	Dicker Data Limited	1847.96	10.53	3.03	N/A
DTL	Data3 Limited	1429.82	9.42	2.17	N/A
GTK	Gentrack Group Ltd	680.33	6.20	2.48	N/A
HSN	Hansen Technologies	941.49	4.59	-0.43	N/A
IRE	IRESS Limited	1417.73	7.68	1.19	N/A
MAQ	Macquarie Technology	1670.91	64.96	0.20	N/A
MP1	Megaport Limited	1924.57	11.12	2.58	N/A
NXL	Nuix Limited	508.83	1.53	0.66	N/A
NXT	NEXTDC Limited	8542.54	13.78	3.38	N/A
OCL	Objective Corp	1388.71	14.47	-0.07	N/A
QOR	Qoria Limited	521.38	0.41	5.19	N/A
RUL	N/A	N/A	N/A	N/A	N/A
SDR	Siteminder	1223.25	4.33	-0.23	Ceasing to be a substantial holder
TNE	Technology One	7408.35	23.03	1.77	N/A
WBT	Weebit Nano Ltd	1050.17	5.17	3.61	N/A
WTC	WiseTech Global Ltd	16568.93	50.59	2.62	N/A
XRO	Xero Ltd	14096.79	84.76	2.19	N/A

➤ **Communication stocks:**

Code	Company Name	Market Cap (\$m)	Price (\$)	Daily Price Change (%)	Newsflash
ABB	Aussie Broadband	1272.71	4.53	4.14	N/A
CAR	CAR Group Limited	10183.65	27.19	1.04	N/A
CNU	Chorus Limited	3445.07	7.75	-2.39	N/A
EVT	EVT Limited	2067.29	12.72	0.00	N/A
NEC	Nine Entertainment	1831.56	1.15	-0.87	N/A
NWS	News Corp..	1616.52	37.36	-0.90	N/A
OML	Ooh!Media Limited	619.60	1.15	0.00	N/A
REA	REA Group	22079.43	174.87	4.64	N/A
SEK	Seek Limited	6454.97	18.72	3.60	N/A
SLC	Superloop Limited	1199.28	2.46	5.58	N/A
SPK	Spark New Zealand	3543.95	1.87	-0.27	N/A
TLS	Telstra Group	54924.09	4.87	-0.20	N/A
TPG	TPG Telecom Limited	7655.81	3.87	-0.77	N/A
TUA	Tuas Limited	3608.45	6.68	1.52	N/A

➤ **Utility stocks:**

Code	Company Name	Market Cap (\$m)	Price (\$)	Daily Price Change (%)	Newsflash
AGL	AGL Energy Limited.	5987.45	8.85	-0.56	N/A
APA	APA Group	11573.59	8.78	-0.23	N/A
ORG	Origin Energy	19174.18	10.99	-1.26	N/A



## Disclaimer

This document was prepared by Deep Data Analytics. Deep Data Analytics and its related bodies corporate ("DDA"), its directors and/or employees charge a subscription for this report. Deep Data Analytics as principal, its directors and/or employees and their associates may hold securities in the companies mentioned in this report. Deep Data Analytics may seek to do business with any of the companies outlined in this report and should not be considered independent. This document contains Deep Data Analytics proprietary processed data and publicly available information. The information has not been verified or audited, and you are strongly advised to make your own independent assessment and investigation in respect of any matters contained in the document, including to seek independent professional advice. The document has been provided to you for your general information purposes only. It does not consider your particular investment objectives, financial situation or other specific needs. This report has been provided to you on the condition that it is purely general advice and not to be considered as personal advice at any level.

Deep Data Analytics or their respective directors, officers, employees or shareholders makes any representation or warranty, expressed or implied, and takes no responsibility, in respect of the accuracy, reliability, completeness or thoroughness of any of the information contained in this document. Each of those parties, to the maximum extent permitted by law, expressly disclaims, and as a recipient, you expressly release each of those parties from, all liabilities, including (without limitation) liability for negligence in respect of, any part of the information contained in the document. No such parties are under any obligation to update any information in this document or correct any inaccuracies or omissions that may exist or become apparent. Neither this document nor any additional information which may subsequently be provided to a recipient shall constitute or form part of any offer, solicitation, invitation, advice or recommendation to sell or acquire any securities or assets.

Deep Data Analytics provides this financial advice as an honest and reasonable opinion held at a point in time about an investment's risk profile and merit and the information is provided by the Deep Data Analytics in good faith. The views of the adviser(s) do not necessarily reflect the views of the AFS Licensee. Deep Data Analytics has no obligation to update the opinion unless Deep Data Analytics is currently contracted to provide such an updated opinion. Deep Data Analytics does not warrant the accuracy of any information it sources from others. All statements as to future matters are not guaranteed to be accurate and any statements as to past performance do not represent future performance. Assessment of risk can be subjective. Portfolios of equity investments need to be well diversified and the risk appropriate for the investor. Equity investments in listed or unlisted companies yet to achieve a profit or with an equity value less than \$50 million should collectively be a small component of a balanced portfolio, with smaller individual investment sizes than otherwise. Investors are responsible for their own investment decisions, unless a contract stipulates otherwise. Deep Data Analytics does not stand behind the capital value or performance of any investment. Subject to any terms implied by law and which cannot be excluded, Deep Data Analytics shall not be liable for any errors, omissions, defects or misrepresentations in the information (including by reasons of negligence, negligent misstatement or otherwise) or for any loss or damage (whether direct or indirect) suffered by persons who use or rely on the information. If any law prohibits the exclusion of such liability, Deep Data Analytics limits its liability to the re-supply of the Information, provided that such limitation is permitted by law and is fair and reasonable.

Copyright © Deep Data Analytics. All rights reserved. This material is proprietary to Deep Data Analytics and may not be disclosed to third parties. Any unauthorized use, duplication or disclosure of this document is prohibited. The content has been approved for distribution by Deep Data Analytics (ABN 67 159 532 213 AFS Representative No. 1282992) which is a corporate approved representative of BR Securities (ABN 92 168 734 530 and holder of AFSL No. 456663). Deep Data Analytics is the business name of ABN 67 159 532 213.