



INVESTMENT MOTTO: Every cycle offers risk and return. Investing is all about how you manage each cycle to get the best out of it.

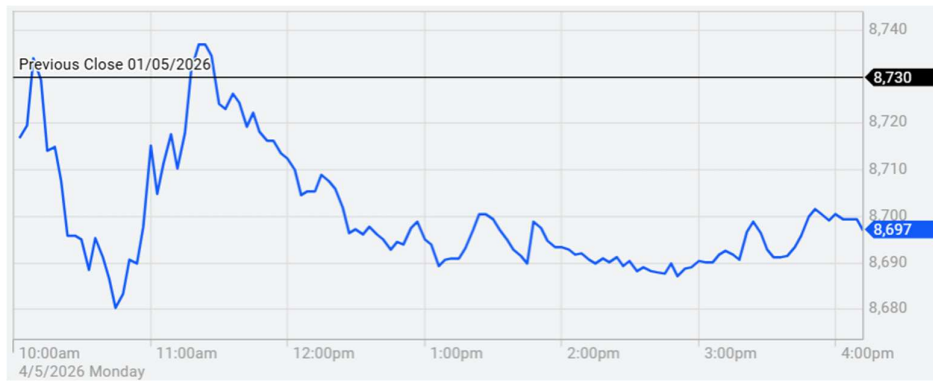
MARKET COMMENTARY

The Aussie market returned to negative after delivering the only positive day in the last ten trading days. The global mega passive funds are taking money out of Australia and boosting US mega techs to manipulate global markets higher. The US market continues to underperform the rest of the world for the longest period in the decade. Why would passive money be active and defend a market that is underperforming the global benchmark? Someone is making a lot in insider trading and these mega passive funds are willing to deliver lower returns to get access to distress assets in a war zone at cheap multiples. It's not the first time US corporates have been on the wrong side of history for margin expansion. The war with Iran is moved from dumb to dumber. There is no plan and now returning to tariffs for distraction. Iran may have attacked US ships trying to escort other ships. We are now threatening China and EU with tariffs and Cuba with war. Policy failures are bigger than we thought. It may be different this time!

CNBC – US and Iran > President Donald Trump said Sunday that the U.S. will attempt to “free” stranded ships that have been trapped by the Strait of Hormuz closure since the war with Iran began. The effort, which Trump in a Truth Social post dubbed “Project Freedom,” is set to begin on Monday. The president said the effort is focused solely on getting civilian ships that are flagged in countries not affiliated with the conflict out of the contested waterway so they can “freely and ably get on with their business.” “I have told my Representatives to inform them that we will use best efforts to get their Ships and Crews safely out of the Strait,” Trump said. “In all cases, they said they will not be returning until the area becomes safe for navigation, and everything else.” Trump provided no details on how the U.S. would attempt to conduct such an operation, nor how U.S. military forces would be involved. It is also unclear whether Iran will allow the U.S. to conduct the operation without interference amid the ongoing conflict, and when the strait will reopen for regular transit.

CNBC – US Fed > Most people don't know and don't have much reason to care what a currency swap line is, except that the financial instrument could soon help markets understand what Federal Reserve Chair nominee Kevin Warsh's unique ideas about Fed independence really mean. Warsh has said categorically the Fed should be “strictly independent” in the making of monetary policy. But he adds that he's willing to work with Congress and the Trump administration on “non-monetary matters.” In answers to senators' questions following his April 21 confirmation hearing, he elaborated: “Fed officials are not entitled to the same special deference in areas affecting international finance, among other matters.” Warsh has also talked often about a new “Fed/Treasury accord” that he's suggested could govern the Fed's balance sheet, though in ways he has yet to detail.

Historically, 75% of retail investors have experienced losses during positive market periods. Investors are now facing market cycles that are unprecedented in their lifetime, making risk management a crucial aspect of investing. Going forward, the trend towards active investing is reemerging as investors seek quality, relative value, profitability, and dividends. To navigate this new paradigm, it's important to have an active investment strategy that is flexible and adaptable to changing market conditions!



NAME	LAST	CHG	% CHG
S&P 500	7,230.12	+21.11	+0.29 ▲
NASDAQ	25,114.443	+222.13	+0.89 ▲
DJIA	49,499.27	-152.87	-0.31 ▼
FTSE	10,363.93	-14.89	-0.14 ▼
NIKKEI	59,513.12	+228.20	+0.38 ▲
HSI	26,095.88	+319.35	+1.24 ▲
SHANGHAI	4,112.159	+4.645	+0.11 ▲
VIX	17.72	+0.73	+4.30 ▲
DAX	24,272.27	-20.11	-0.08 ▼

Sources: AFR, AAP, ASX, Bloomberg, CNBC, CNN, FactSet, Hedgeye, IRESS, Market Watch, Reuters, S&P, Trading Economics

The Australian sharemarket closed lower on Monday as investors held back ahead of the Reserve Bank of Australia's interest rate decision and guidance on the policy outlook, while renewed tensions in the Middle East fuelled inflation concerns.

The S&P/ASX 200 Index fell 32.7 points, or 0.4 per cent, to 8697.10, after trading between 8675.4 and 8738.1. Seven of the 11 sectors finished in the red in a subdued session, with public holidays in Queensland and the Northern Territory reducing activity.

Markets are pricing an 83 per cent probability that the RBA will lift the cash rate by 25 basis points to 4.35 per cent on Tuesday, effectively reversing last year's easing. Geopolitical signals remained mixed, with Donald Trump indicating the US would begin escorting neutral vessels through the Strait of Hormuz.

Oil prices steadied near \$US107 a barrel as Iran warned that any US involvement in the strait would breach the ceasefire. Reports also indicated Iranian authorities had instructed commercial vessels to avoid transiting the chokepoint without coordination.

Consumer staples led the declines, with Endeavour Group dropping 3.8 per cent to \$3.29 after issuing a weaker-than-expected trading update and flagging rising costs linked to the conflict. The company also announced plans to cut head-office roles as part of a \$100 million cost-saving program. Coles Group fell 3.9 per cent to \$22.02 after a broker downgrade, while Woolworths Group slipped 0.8 per cent to \$33.89.

Energy stocks also weighed on the index. Woodside Energy declined 3.1 per cent to \$32.11, and Santos lost 1.4 per cent to \$7.91. Viva Energy dropped 3.2 per cent to \$2.42, though it reaffirmed plans to restart a key Geelong refinery unit in June following last month's fire, with production expected to recover to above 90 per cent capacity.

Financials were mixed. ANZ Group rose 1.9 per cent to \$36.29 after a broker upgrade, while National Australia Bank fell 1.6 per cent to \$39.20 despite reporting a first-half cash profit of \$2.64 billion that slightly missed expectations.

Technology stocks tracked gains on Wall Street following strong earnings. Life360 jumped 6.2 per cent to \$21.23, and Xero climbed 2.9 per cent to \$82.92, supported by expectations that recent price increases will lift earnings. Meanwhile, The a2 Milk Company plunged 9.9 per cent to \$6.55 after recalling several US batches of its infant formula due to contamination concerns.

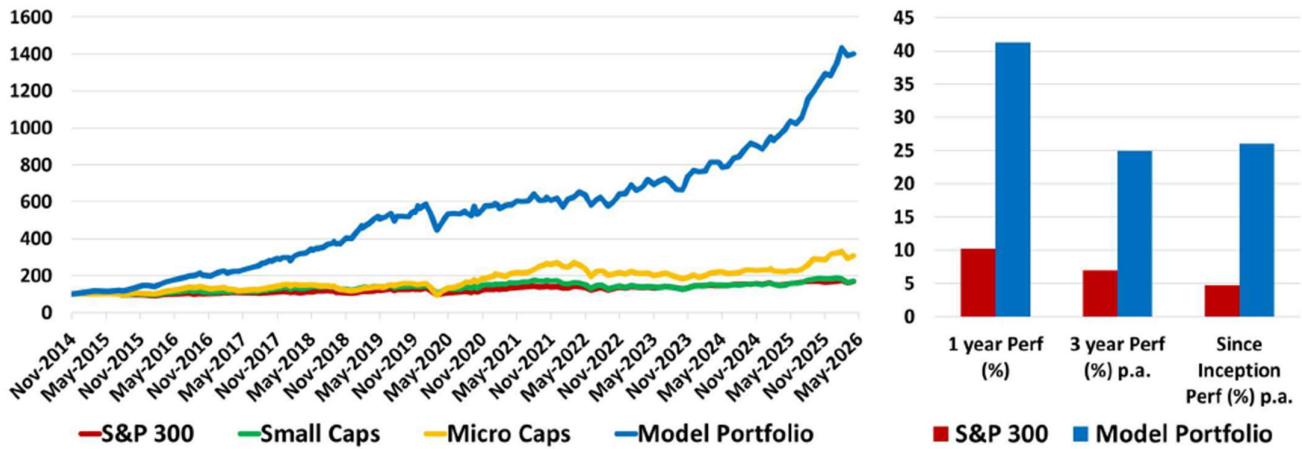
Retailer Accent Group slumped 12.9 per cent to 54¢ after issuing a deeper-than-expected earnings downgrade and confirming a regulatory probe.

Southern Cross Media Group edged up 0.8 per cent to 60¢ after chairman Heith Mackay-Cruise announced plans to step down following shareholder pressure.

Shipbuilder Austal finished flat at \$4.21, recovering earlier losses after securing a \$136 million contract extension to build two additional Evolved Cape-class patrol boats for the Australian Border Force.

Deep Data Analytics provides the framework and support to make you a professional investor!

GARY (Growth At Reasonable Yield) investing can outperform even in an expensive market with risk management!



For more market and investment strategies,

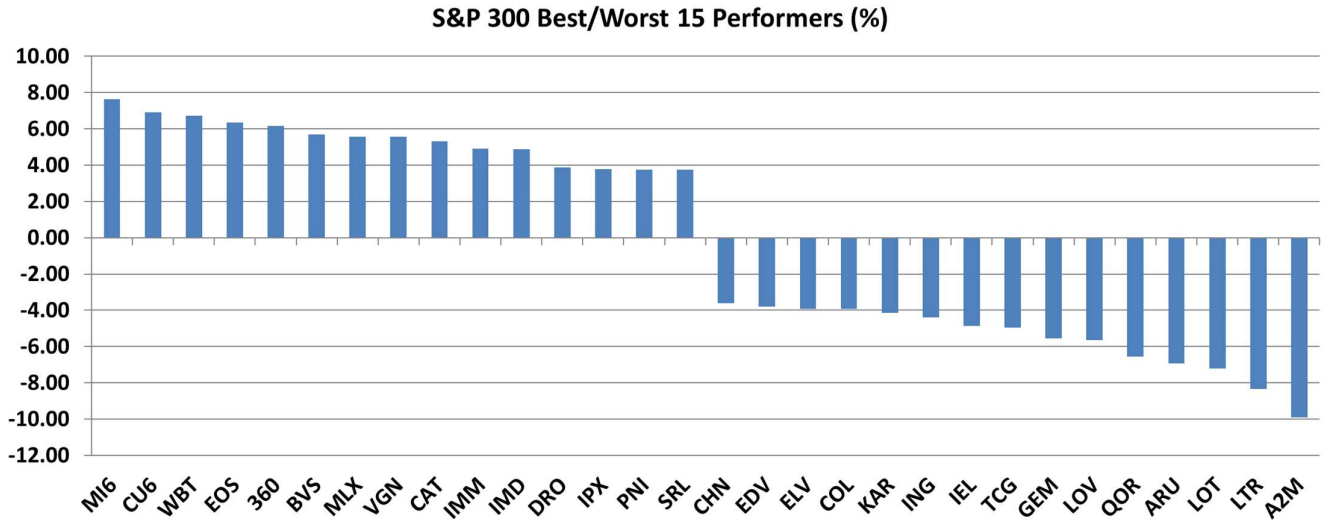
visit...

www.deepdataanalytics.com.au

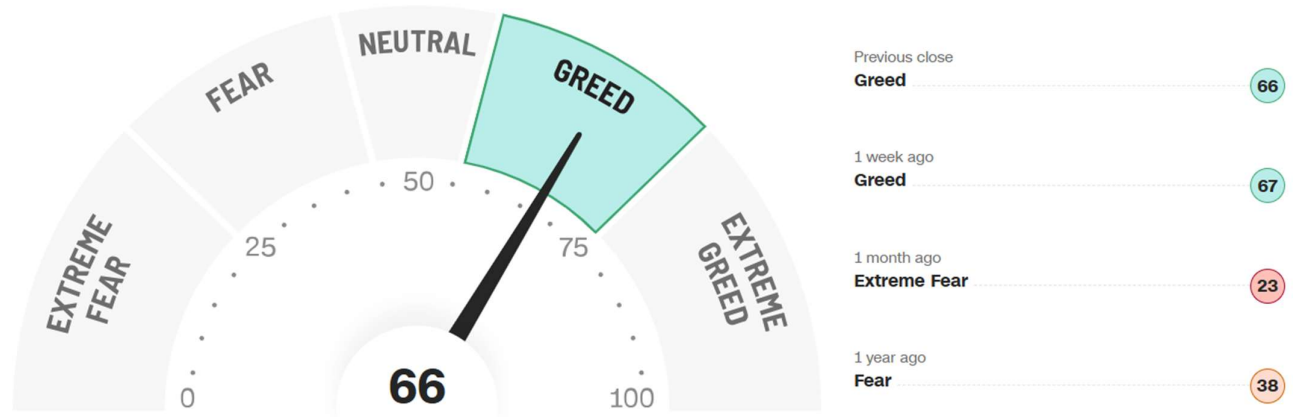
or email...

info@deepdataanalytics.com.au

1. Movers and Shakers in S&P 300 >



2. CNN Fear & Greed Index >



TODAY'S BEST 30 IN S&P 300

Code	Company Name	Market Cap (\$m)	Price (\$)	Daily Price Change (%)	Newsflash
MI6	Minerals260Limited	1629.81	0.78	7.64	Drilling Supports Bullabulling Resource Upgrade Potential
CU6	Clarity Pharma	1079.55	3.10	6.90	N/A
WBT	Weebit Nano Ltd	967.85	4.44	6.73	Two Weebit Nano product customers tape-out
EOS	Electro Optic Sys.	1794.45	9.89	6.34	N/A
360	Life360 Inc.	3600.12	21.23	6.15	N/A
BVS	Bravura Solution Ltd	945.91	2.23	5.69	N/A
MLX	Metals X Limited	1192.20	1.42	5.58	N/A
VGN	Virgin Australia	1693.94	2.28	5.56	N/A
CAT	Catapult Sports Ltd	982.73	3.37	5.31	N/A
IMM	Immutep Ltd	89.90	0.06	4.92	N/A
IMD	Imdex Limited	2093.43	4.29	4.89	N/A
DRO	Droneshield Limited	3332.40	3.75	3.88	N/A
IPX	Iperionx Limited	1527.23	4.67	3.78	N/A
PNI	Pinnacle Investment	3561.94	15.44	3.76	Acquisition of additional 6.80% of equity in Metrics
SRL	Sunrise	1759.69	12.45	3.75	N/A
CYL	Catalyst Metals	1359.52	5.40	3.65	N/A
L1G	L1 Group Ltd	2925.87	1.18	3.51	N/A
SMI	Santana Minerals Ltd	561.88	0.59	3.51	N/A
OML	Ooh!Media Limited	625.93	1.23	3.38	Becoming a substantial holder
BGL	Bellevue Gold Ltd	2235.98	1.55	3.33	N/A
PDN	Paladin Energy Ltd	5378.82	12.34	3.09	N/A
RPL	Regal Partners Ltd	842.13	2.36	3.06	Change of Director's Interest
SDR	Siteminder	837.93	3.05	3.04	N/A
GWA	GWA Group Ltd	533.06	2.07	2.99	N/A
XRO	Xero Ltd	13744.55	82.92	2.92	N/A
DOW	Downer EDI Limited	4909.33	7.63	2.83	Ceasing to be a substantial holder
REA	REA Group	22423.03	175.07	2.78	N/A
VNT	Ventiaservicesgroup	4450.71	5.57	2.77	Investor Day presentation
PWH	Pwr Holdings Limited	854.88	8.73	2.71	N/A
IDX	Integral Diagnostics	828.21	2.27	2.25	Becoming a substantial holder

TODAY'S WORST 30 IN S&P 300

Code	Company Name	Market Cap (\$m)	Price (\$)	Daily Price Change (%)	Newsflash
A2M	The A2 Milk Company	5273.85	6.55	-9.90	a2MC recalls small volume of a2 Platinum USA label
LTR	Liontown Limited	8392.85	2.42	-8.33	N/A
LOT	Lotus Resources Ltd	245.90	0.84	-7.22	N/A
ARU	Arafura Rare Earths	1684.82	0.34	-6.94	N/A
QOR	Qoria Limited	419.14	0.29	-6.56	Becoming a substantial holder
LOV	Lovisa Holdings Ltd	2664.37	22.70	-5.65	N/A
GEM	G8 Education Limited	138.88	0.17	-5.56	Ceasing to be a substantial holder
TCG	Turaco Gold Limited	637.57	0.58	-4.96	N/A
IEL	Idp Education Ltd	912.94	3.12	-4.88	Ceasing to be a substantial holder
ING	Inghams Group	676.46	1.74	-4.40	Appointment of Chief Financial Officer
KAR	Karoon Energy Ltd	1543.09	2.08	-4.15	Ceasing to be a substantial holder
COL	Coles Group	30784.85	22.02	-3.93	N/A
ELV	Elevra Lithium Ltd	2293.43	12.99	-3.92	N/A
EDV	Endeavour	6141.38	3.29	-3.80	Trading Update
CHN	Chalice Mining Ltd	592.04	1.47	-3.62	N/A
BGA	Bega Cheese Ltd	1705.10	5.38	-3.58	N/A
BAP	Bapcor Limited	386.83	0.56	-3.48	N/A
KCN	Kingsgate Consolid.	1691.62	6.11	-3.48	Appendix 3Y Change of Director's Interest Notice
BOQ	Bank of Queensland.	4398.77	6.42	-3.46	QUOTED: Ex Dividend
VEA	Viva Energy Group	4106.30	2.42	-3.20	Geelong Refinery Update
AGL	AGL Energy Limited.	6518.92	9.39	-3.10	N/A
WDS	Woodside Energy	62964.44	32.11	-3.05	N/A
OBM	Ora Banda Mining Ltd	2592.12	1.31	-2.97	N/A
YAL	Yancoal Aust Ltd	10140.97	7.46	-2.86	N/A
GNC	GrainCorp Limited	1402.72	6.13	-2.85	N/A
SUL	Super Ret Rep Ltd	2723.47	11.73	-2.74	N/A
GDG	Generation Dev Group	1539.68	3.75	-2.60	N/A
UNI	Universal Store	571.57	7.26	-2.55	N/A
NCK	Nick Scali Limited	1274.41	14.53	-2.48	N/A
ARB	ARB Corporation.	1564.44	18.25	-2.41	N/A

CHECKING S&P 300 BY THE SECTOR

➤ Energy stocks:

Code	Company Name	Market Cap (\$m)	Price (\$)	Daily Price Change (%)	Newsflash
AEL	Amplitude Energy	514.30	1.69	-1.46	N/A
ALD	Ampol Limited	8535.98	35.28	-1.51	N/A
BMN	Bannerman Energy Ltd	866.24	4.08	-2.16	N/A
BOE	Boss Energy Ltd	591.55	1.42	-0.70	N/A
BPT	Beach Energy Limited	2669.16	1.15	-2.14	N/A
DYL	Deep Yellow Limited	1770.59	1.84	1.10	N/A
KAR	Karooon Energy Ltd	1543.09	2.08	-4.15	Ceasing to be a substantial holder
LOT	Lotus Resources Ltd	245.90	0.84	-7.22	N/A
NHC	New Hope Corporation	4666.06	5.51	-0.36	N/A
NXG	Nexgenenergycanada	2319.22	17.22	-0.75	N/A
PDN	Paladin Energy Ltd	5378.82	12.34	3.09	N/A
STO	Santos Ltd	26047.14	7.91	-1.37	N/A
VEA	Viva Energy Group	4106.30	2.42	-3.20	Geelong Refinery Update
WDS	Woodside Energy	62964.44	32.11	-3.05	N/A
WHC	Whitehaven Coal	7117.40	8.50	-1.51	N/A
YAL	Yancoal Aust Ltd	10140.97	7.46	-2.86	N/A

➤ Material (Ex Mining) stocks:

Code	Company Name	Market Cap (\$m)	Price (\$)	Daily Price Change (%)	Newsflash
A4N	Alpha Hpa Ltd	943.73	0.65	0.00	N/A
AMC	Amcor PLC	7676.65	52.79	-1.27	N/A
DNL	Dyno Nobel Ltd	5863.70	3.32	-0.60	N/A
JHX	James Hardie Indust	12649.00	28.70	-2.31	N/A
NUF	Nufarm Limited	956.54	2.45	-1.61	N/A
ORA	Orora Limited	1684.85	1.38	0.00	N/A
ORI	Orica Limited	9813.97	21.01	-0.80	N/A

➤ **Gold stocks:**

Code	Company Name	Market Cap (\$m)	Price (\$)	Daily Price Change (%)	Newsflash
BC8	Black Cat Syndicate	812.67	1.13	0.90	N/A
ALK	Alkane Resources Ltd	2015.15	1.48	0.00	N/A
BGL	Bellevue Gold Ltd	2235.98	1.55	3.33	N/A
CMM	Capricorn Metals	5376.16	11.90	1.10	N/A
CYL	Catalyst Metals	1359.52	5.40	3.65	N/A
DPM	Dpmmetalsinc	779.50	47.00	-1.92	N/A
DTR	Dateline Resources	870.12	0.24	2.17	DTRAS Options Expiring
EMR	Emerald Res NL	3865.13	5.85	0.00	N/A
EVN	Evolution Mining Ltd	24677.75	12.18	0.25	N/A
FFM	Firefly Metals Ltd	1387.66	1.81	0.00	N/A
GGP	Greatland Resources	9084.24	13.67	1.26	N/A
GMD	Genesis Minerals	6556.96	5.81	1.22	N/A
KCN	Kingsgate Consol.	1691.62	6.11	-3.48	Appendix 3Y Change of Director's Interest Notice
MEK	Meeka Metals Limited	397.69	0.14	0.00	N/A
NEM	Newmont Corporation	12611.76	151.20	-1.62	N/A
NST	Northern Star	30296.89	21.10	-0.33	N/A
OBM	Ora Banda Mining Ltd	2592.12	1.31	-2.97	N/A
PDI	Predictive Disc Ltd	4452.32	0.90	-1.65	N/A
PNR	Pantoro Gold Limited	1258.30	3.21	0.00	N/A
PRU	Perseus Mining Ltd	7270.44	5.44	0.74	N/A
RMS	Ramelius Resources	6456.66	3.39	-0.29	N/A
RRL	Regis Resources	5346.20	7.17	1.56	Becoming a substantial holder
RSG	Resolute Mining	2532.84	1.19	0.42	Ceasing to be a substantial holder
SBM	St Barbara Limited	744.02	0.62	0.00	N/A
SMI	Santana Minerals Ltd	561.88	0.59	3.51	N/A
SX2	Southgold Consol	1251.05	9.66	-0.72	N/A
TCG	Turaco Gold Limited	637.57	0.58	-4.96	N/A
VAU	Vault Minerals Ltd	4676.24	4.50	-0.44	Change in substantial holding
WAF	West African Res Ltd	3451.89	2.99	-0.99	N/A
WGX	Westgold Resources.	5064.30	5.45	1.68	Change in substantial holding

➤ **Mining (Ex Gold) stocks:**

Code	Company Name	Market Cap (\$m)	Price (\$)	Daily Price Change (%)	Newsflash
AAI	Alcoa Corporation	3447.12	88.33	-1.44	N/A
ARU	Arafura Rare Earths	1684.82	0.34	-6.94	N/A
BHP	BHP Group Limited	279171.66	54.95	0.02	N/A
BSL	BlueScope Steel Ltd	13142.32	29.53	-1.57	N/A
CHN	Chalice Mining Ltd	592.04	1.47	-3.62	N/A
CIA	Champion Iron Ltd	2716.23	4.90	1.03	N/A
CSC	Capstonecorp	2068.53	11.61	-2.11	N/A
DRR	Deterra	2234.31	4.25	0.71	N/A
DVP	Develop Global Ltd	1765.42	5.40	0.93	N/A
ELV	Elevra Lithium Ltd	2293.43	12.99	-3.92	N/A
FMG	Fortescue Ltd	61610.09	19.93	-0.40	N/A
IGO	IGO Limited	5815.82	7.64	-0.52	N/A
ILU	Iluka Resources	3604.79	8.28	-0.96	N/A
IMD	Imdex Limited	2093.43	4.29	4.89	N/A
IPX	Iperionx Limited	1527.23	4.67	3.78	N/A
LTR	Liontown Limited	8392.85	2.42	-8.33	N/A
LYC	Lynas Rare Earths	19264.46	18.90	-1.25	N/A
MAH	Macmahon Holdings	1594.69	0.75	0.68	N/A
MI6	Minerals260Limited	1629.81	0.78	7.64	Drilling Supports Bullabulling Resource Upgrade Potential
MIN	Mineral Resources.	13182.04	66.98	0.42	N/A
MLX	Metals X Limited	1192.20	1.42	5.58	N/A
NIC	Nickel Industries	4624.16	1.06	-0.47	N/A
PLS	PLS Group Ltd	19776.94	6.05	-1.47	N/A
PMT	Pmet Resources	378.63	0.64	1.60	High Recovery and High Grade Spodumene Concentrate from CV5
PRN	Perenti Limited	1773.77	1.90	0.53	N/A
RIO	Rio Tinto Limited	63942.09	170.86	-0.65	N/A
S32	South32 Limited	18484.32	4.09	-0.73	N/A
SFR	Sandfire Resources	7835.44	16.75	-0.18	N/A
SGM	Sims Limited	4115.86	21.12	-0.85	N/A
SMR	Stanmore Resources	2091.23	2.29	-1.29	N/A
SRL	Sunrise	1759.69	12.45	3.75	N/A
VSL	Vulcan Steel	757.56	5.09	-1.55	N/A
VUL	Vulcan Energy	1854.26	3.79	-2.32	N/A
WA1	Wa1ResourcesLtd	1130.61	15.14	-0.53	N/A

➤ Industrial stocks:

Code	Company Name	Market Cap (\$m)	Price (\$)	Daily Price Change (%)	Newsflash
AIA	Auckland Internation	11610.79	6.89	0.88	N/A
ALQ	ALS Ltd	10841.11	21.47	0.51	N/A
ALX	Atlas Arteria	6964.94	4.77	-0.63	N/A
ASB	Austal Limited	1776.83	4.21	0.00	Award of two additional Evolved Cape Class Patrol Boats
AZJ	Aurizon Holdings Ltd	7187.72	4.22	-1.17	N/A
BXB	Brambles Limited	30909.96	22.66	-1.18	N/A
CPU	Computershare Ltd	17773.83	30.85	0.39	N/A
CWY	Cleanaway Waste Ltd	5065.13	2.23	-1.33	Ceasing to be a substantial holder
DBI	Dalrymple Bay	2751.48	5.47	-1.44	N/A
DOW	Downer EDI Limited	4909.33	7.63	2.83	Ceasing to be a substantial holder
DRO	Droneshield Limited	3332.40	3.75	3.88	N/A
EOS	Electro Optic Sys.	1794.45	9.89	6.34	N/A
FBU	Fletcher Building	2570.59	2.39	0.00	N/A
GWA	GWA Group Ltd	533.06	2.07	2.99	N/A
IPH	IPH Limited	966.22	3.68	-1.34	N/A
KLS	Kelsian Group Ltd	1056.74	3.87	-0.51	N/A
MGH	Maas Group Holdings	1600.71	4.40	-0.68	N/A
MMS	McMillan Shakespeare	1106.63	16.05	1.01	N/A
MND	Monadelphous Group	2907.70	29.30	0.86	N/A
NWH	NRW Holdings Limited	2958.97	6.49	0.78	N/A
QAN	Qantas Airways	12831.93	8.46	-0.24	N/A
QUB	Qube Holdings Ltd	8887.47	5.01	-0.20	N/A
RDX	Redox Limited	1717.02	3.29	0.61	N/A
REH	Reece Limited	8488.27	13.65	-1.09	N/A
RWC	Reliance Worldwide	2468.53	3.25	-1.52	N/A
SGH	SGH Limited	16279.93	39.74	-0.65	N/A
SIQ	Smartgrp Corporation	1257.20	9.24	0.98	N/A
SLX	Silex Systems	1586.33	5.67	-0.53	N/A
SRG	SRG Global Ltd	1854.71	3.01	1.69	N/A
SSM	Service Stream	1230.63	2.02	1.51	Becoming a substantial holder
TCL	Transurban Group	43869.78	14.16	0.71	West Gate Tunnel asset tour
VGN	Virgin Australia	1693.94	2.28	5.56	N/A
VNT	Ventiaservicesgroup	4450.71	5.57	2.77	Investor Day presentation
WOR	Worley Limited	5914.57	12.09	0.17	N/A

➤ Consumer stocks:

Code	Company Name	Market Cap (\$m)	Price (\$)	Daily Price Change (%)	Newsflash
ALL	Aristocrat Leisure	28796.43	47.59	-0.34	N/A
AOV	Amotiv	841.92	6.38	1.43	N/A
APE	Eagers Automotive	7028.05	24.57	-1.29	Completion of CanadaOne Auto Strategic Investment
ARB	ARB Corporation.	1564.44	18.25	-2.41	N/A
BAP	Bapcor Limited	386.83	0.56	-3.48	N/A
BRG	Breville Group Ltd	4297.36	29.50	-0.57	N/A
CKF	Collins Foods Ltd	988.80	8.30	-0.84	N/A
DMP	Domino Pizza Enterpr	1545.32	16.06	-1.53	N/A
FLT	Flight Centre Travel	2092.49	10.16	0.10	N/A
GEM	G8 Education Limited	138.88	0.17	-5.56	Ceasing to be a substantial holder
GYG	Guzman Y Gomez Ltd	1949.83	19.24	-0.10	N/A
HVN	Harvey Norman	5594.57	4.47	-0.45	N/A
IEL	Idp Education Ltd	912.94	3.12	-4.88	Ceasing to be a substantial holder
JBH	JB Hi-Fi Limited	8533.52	78.60	0.70	N/A
JIN	Jumbo Interactive	471.17	7.55	1.48	N/A
LNW	Light & Wonder Inc.	9308.57	113.85	-0.71	N/A
LOV	Lovisa Holdings Ltd	2664.37	22.70	-5.65	N/A
MYR	Myer Holdings Ltd	449.99	0.26	-1.92	N/A
NCK	Nick Scali Limited	1274.41	14.53	-2.48	N/A
PFP	Propel Funeral	514.64	3.75	0.54	N/A
PMV	Premier Investments	1962.36	12.11	-1.46	N/A
PWH	Pwr Holdings Limited	854.88	8.73	2.71	N/A
SNL	Supply Network	1406.25	32.05	-0.28	N/A
SUL	Super Ret Rep Ltd	2723.47	11.73	-2.74	N/A
TAH	TABCORP Holdings Ltd	2670.93	1.17	0.00	N/A
TLC	The Lottery Corp	12308.52	5.46	-1.27	N/A
TPW	Temple & Webster Ltd	666.32	5.46	-1.44	N/A
UNI	Universal Store	571.57	7.26	-2.55	N/A
WEB	WEB Travel Group Ltd	969.91	2.70	0.75	N/A
WES	Wesfarmers Limited	83323.02	72.66	-1.06	N/A

➤ **Staple stocks:**

Code	Company Name	Market Cap (\$m)	Price (\$)	Daily Price Change (%)	Newsflash
A2M	The A2 Milk Company	5273.85	6.55	-9.90	a2MCM recalls small volume of a2 Platinum USA label
BGA	Bega Cheese Ltd	1705.10	5.38	-3.58	N/A
CBO	Cobram Estate Olives	1876.86	3.91	-0.26	N/A
COL	Coles Group	30784.85	22.02	-3.93	N/A
EDV	Endeavour	6141.38	3.29	-3.80	Trading Update
ELD	Elders Limited	1539.96	7.17	-0.14	N/A
GNC	GrainCorp Limited	1402.72	6.13	-2.85	N/A
ING	Inghams Group	676.46	1.74	-4.40	Appointment of Chief Financial Officer
MTS	Metcash Limited	2969.26	2.65	-1.85	N/A
RIC	Ridley Corporation	1030.85	2.73	-0.73	N/A
SGLLV	Sunrice	864.58	12.68	0.24	N/A
SHV	Select Harvests	535.75	3.80	0.80	Ceasing to be a substantial holder
TWE	Treasury Wine Estate	3463.91	4.27	-0.47	N/A
WOW	Woolworths Group Ltd	41717.61	33.89	-0.76	N/A

➤ **Healthcare stocks:**

Code	Company Name	Market Cap (\$m)	Price (\$)	Daily Price Change (%)	Newsflash
4DX	4Dmedical Limited	2374.09	4.09	1.74	Ceasing to be a substantial holder
ACL	Au Clinical Labs	360.33	1.92	0.00	Ceasing to be a substantial holder
ANN	Ansell Limited	3733.39	26.23	-0.30	N/A
COH	Cochlear Limited	6459.45	100.26	1.51	N/A
CSL	CSL Limited	60587.22	124.40	-0.35	N/A
CU6	Clarity Pharma	1079.55	3.10	6.90	N/A
CUV	Clinuvel Pharmaceut.	462.42	9.25	0.87	N/A
EBO	Ebos Group Ltd	3604.71	17.48	0.34	N/A
FPH	Fisher & Paykel H.	17389.63	29.90	0.98	N/A
HLS	Healius	359.45	0.50	1.01	N/A
IDX	Integral Diagnostics	828.21	2.27	2.25	Becoming a substantial holder
IMM	Immutep Ltd	89.90	0.06	4.92	N/A
MSB	Mesoblast Limited	2848.15	2.20	0.00	N/A
NAN	Nanosonics Limited	1004.03	3.32	-1.19	N/A
NEU	Neuren Pharmaceut.	1577.44	12.60	1.04	N/A
PME	Pro Medicus Limited	14224.63	138.67	1.84	N/A
PNV	Polynovo Limited	687.39	1.00	0.50	N/A
REG	Regis Healthcare Ltd	2022.80	6.68	-0.15	N/A
RHC	Ramsay Health Care	8833.86	38.31	0.10	N/A
RMD	ResMed Inc.	16221.82	28.96	0.80	Form 10-Q for the Quarter Ended March 31, 2026
SHL	Sonic Healthcare	9864.99	19.97	0.05	N/A
SIG	Sigma Health Ltd	32437.80	2.83	0.71	Macquarie Australia Conference 2026 - Update
TLX	Telix Pharmaceutical	5280.00	15.60	0.19	N/A

➤ Bank stocks:

Code	Company Name	Market Cap (\$m)	Price (\$)	Daily Price Change (%)	Newsflash
ANZ	ANZ Group Holdings	107335.62	36.29	1.91	N/A
BEN	Bendigo and Adelaide	6250.15	10.69	-0.83	N/A
BOQ	Bank of Queensland.	4398.77	6.42	-3.46	QUOTED: Ex Dividend
CBA	Commonwealth Bank.	289575.93	172.21	-0.48	N/A
JDO	Judo Cap Holdings	1625.86	1.43	-1.38	N/A
MYS	MyState Limited	797.56	4.62	-1.28	N/A
NAB	National Aust. Bank	122182.39	39.20	-1.58	2026 Half Year Results Summary
WBC	Westpac Banking Corp	131510.66	38.50	0.13	Westpac USD long-term wholesale funding

➤ Diversified Financials / Insurance stocks:

Code	Company Name	Market Cap (\$m)	Price (\$)	Daily Price Change (%)	Newsflash
AEF	Australian Ethical	445.08	3.92	0.26	N/A
AFG	Aust Finance Grp	546.24	2.00	-0.50	N/A
AMP	AMP Limited	3709.00	1.47	0.34	N/A
ASX	ASX Limited	12033.34	61.82	0.39	N/A
AUB	AUB Group Ltd	3331.33	25.52	0.08	N/A
CCP	Credit Corp Group	729.68	10.62	-0.93	N/A
CGF	Challenger Limited	6026.77	8.70	-0.46	N/A
EQT	Equity HI	522.99	19.53	0.05	N/A
FPR	Fleetpartners Group	508.83	2.39	1.27	N/A
GDG	Generation Dev Group	1539.68	3.75	-2.60	N/A
GQG	GQG Partners	4925.09	1.68	0.90	N/A
HLI	Helia Group Limited	1472.28	5.34	-0.56	N/A
HMC	HMC Capital Limited	1031.54	2.51	0.40	N/A
HUB	HUB24 Ltd	6763.51	82.14	-0.69	N/A
IAG	Insurance Australia	18002.48	7.56	-1.31	N/A
IFT	Infratil Limited	10442.82	10.51	0.57	N/A
L1G	L1 Group Ltd	2925.87	1.18	3.51	N/A
MAF	MA Financial Group	1381.86	6.93	-1.70	N/A
MFG	Magellan Fin Grp Ltd	1907.85	10.34	0.68	N/A
MPL	Medibank Private Ltd	12998.90	4.73	0.21	N/A
MQG	Macquarie Group Ltd	90783.36	237.88	-0.13	N/A
NHF	NIB Holdings Limited	3314.83	6.79	0.15	N/A
NWL	Netwealth Group	5752.10	23.24	-0.85	N/A
PNI	Pinnacle Investment	3561.94	15.44	3.76	Acquisition of additional 6.80% of equity in Metrics
PPT	Perpetual Limited	1925.59	16.60	-0.30	N/A
QBE	QBE Insurance Group	33570.73	22.64	0.76	N/A
QRI	Qualitas Re Income	997.18	1.56	-1.27	N/A
RPL	Regal Partners Ltd	842.13	2.36	3.06	Change of Director's Interest
SDF	Steadfast Group Ltd	4670.36	4.19	-0.24	N/A
SOL	Soul Pattinson (W.H)	16161.78	42.65	0.26	N/A
SUN	Suncorp Group Ltd	18551.23	17.01	-0.70	N/A
TYR	Tyro Payments	393.10	0.73	-1.35	N/A
XYZ	Block Inc	3596.46	99.55	1.61	N/A
ZIP	ZIP Co Ltd..	3029.12	2.46	2.07	N/A

➤ Property stocks:

Code	Company Name	Market Cap (\$m)	Price (\$)	Daily Price Change (%)	Newsflash
ABG	Abacus Group	924.94	1.03	-0.97	N/A
APZ	Aspen Group	1101.90	4.87	0.62	N/A
ARF	Arena REIT.	1369.31	3.31	-2.07	N/A
ASK	Abacus Storage King	1872.60	1.41	-1.40	N/A
BWP	BWP Group	2855.45	3.95	0.25	N/A
CHC	Charter Hall Group	9502.51	20.02	-0.35	N/A
CIP	Centuria I REIT	1879.41	3.00	-0.33	N/A
CLW	Chtr H Lwr	2540.73	3.50	-1.41	N/A
CMW	Cromwell Prop	1060.64	0.41	1.23	N/A
CNI	Centuria Capital	1502.71	1.73	-1.98	N/A
CQE	Charter Hall Soc In	968.59	2.59	-0.77	N/A
CQR	Charter Hall Retail	2290.04	3.91	-0.76	N/A
DGT	DigiCo Infrastr REIT	1311.80	2.36	-0.42	N/A
DXI	Dexus Industria REIT	786.81	2.48	-0.40	N/A
DXS	Dexus	6714.41	6.26	0.00	N/A
GLF	GemLife Communities	1802.57	4.69	-1.05	N/A
GMG	Goodman Group	61262.00	29.94	-0.07	N/A
GOZ	Growthpoint Property	1651.92	2.17	-0.91	N/A
GPT	GPT Group	9213.93	4.76	-1.04	N/A
HDN	Homeco Daily Needs	2663.86	1.27	-0.78	N/A
INA	Ingenia Group	1642.56	3.97	-1.49	N/A
LIC	Lifestyle Communit.	572.18	4.74	0.85	N/A
LLC	Lendlease Group	2300.67	3.27	-1.80	N/A
MGR	Mirvac Group	6727.69	1.71	0.29	N/A
PXA	Pexagroup	2193.92	12.70	1.84	PEXA 3Q26 Update
RFF	Rural Funds Group	791.14	2.03	0.00	N/A
RGN	Region Group	2676.57	2.32	-0.43	Becoming a substantial holder
SCG	Scentre Grp	19690.62	3.74	-0.80	N/A
SGP	Stockland	9848.16	4.02	-0.74	N/A
VCX	Vicinity Centres	11786.45	2.53	-0.39	N/A
WPR	Waypoint REIT	1626.15	2.48	-0.40	N/A

➤ Tech stocks:

Code	Company Name	Market Cap (\$m)	Price (\$)	Daily Price Change (%)	Newsflash
360	Life360 Inc.	3600.12	21.23	6.15	N/A
BVS	Bravura Solution Ltd	945.91	2.23	5.69	N/A
CAT	Catapult Sports Ltd	982.73	3.37	5.31	N/A
CDA	Codan Limited	7880.66	43.92	1.36	N/A
DDR	Dicker Data Limited	1663.76	9.18	-0.11	N/A
DTL	Data3 Limited	1253.03	8.12	0.50	Change of Director's Interest Notice
ELS	Elsight Ltd	1503.79	6.96	2.05	Ceasing to be a substantial holder
GTK	Gentrack Group Ltd	537.55	4.86	1.67	N/A
HSN	Hansen Technologies	1011.45	4.95	0.00	N/A
IRE	IRESS Limited	1247.75	6.73	0.75	N/A
MAQ	Macquarie Technology	1799.01	69.73	-0.10	N/A
MP1	Megaport Limited	1590.03	9.01	0.78	N/A
NXT	NEXTDC Limited	10284.82	14.08	-1.19	Change in substantial holding
OCL	Objective Corp	1106.74	11.39	-1.21	N/A
QOR	Qoria Limited	419.14	0.29	-6.56	Becoming a substantial holder
SDR	Siteminder	837.93	3.05	3.04	N/A
TNE	Technology One	9149.95	28.04	0.32	N/A
WBT	Weebit Nano Ltd	967.85	4.44	6.73	Two Weebit Nano product customers tape-out
WTC	WiseTech Global Ltd	14698.05	43.48	-0.57	N/A
XRO	Xero Ltd	13744.55	82.92	2.92	N/A

➤ Communication stocks:

Code	Company Name	Market Cap (\$m)	Price (\$)	Daily Price Change (%)	Newsflash
ABB	Aussie Broadband	1557.92	5.23	-1.51	N/A
CAR	CAR Group Limited	9569.69	25.55	1.15	N/A
CNU	Chorus Limited	3588.25	8.27	0.00	N/A
EVT	EVT Limited	1963.27	11.98	-0.83	N/A
NEC	Nine Entertainment	1482.69	0.94	0.00	N/A
NWS	News Corp..	1774.84	42.40	-0.70	N/A
OML	Ooh!Media Limited	625.93	1.23	3.38	Becoming a substantial holder
REA	REA Group	22423.03	175.07	2.78	N/A
SEK	Seek Limited	4943.93	13.87	0.22	Ceasing to be a substantial holder
SLC	Superloop Limited	1750.03	3.45	1.47	N/A
SPK	Spark New Zealand	3222.67	1.70	-0.29	N/A
TLS	Telstra Group	60087.71	5.36	-0.19	N/A
TPG	TPG Telecom Limited	8244.72	4.21	0.24	N/A
TUA	Tuas Limited	3306.83	6.00	-0.50	N/A

➤ Utility stocks:

Code	Company Name	Market Cap (\$m)	Price (\$)	Daily Price Change (%)	Newsflash
AGL	AGL Energy Limited.	6518.92	9.39	-3.10	N/A
APA	APA Group	13899.39	10.42	-0.76	N/A
ORG	Origin Energy	20793.56	11.84	-1.91	N/A

Disclaimer

This document was prepared by Deep Data Analytics. Deep Data Analytics and its related bodies corporate (“DDA”), its directors and/or employees charge a subscription for this report. Deep Data Analytics as principal, its directors and/or employees and their associates may hold securities in the companies mentioned in this report. Deep Data Analytics may seek to do business with any of the companies outlined in this report and should not be considered independent. This document contains Deep Data Analytics proprietary processed data and publicly available information. The information has not been verified or audited, and you are strongly advised to make your own independent assessment and investigation in respect of any matters contained in the document, including to seek independent professional advice. The document has been provided to you for your general information purposes only. It does not consider your particular investment objectives, financial situation or other specific needs. This report has been provided to you on the condition that it is purely general advice and not to be considered as personal advice at any level.

Deep Data Analytics or their respective directors, officers, employees or shareholders makes any representation or warranty, expressed or implied, and takes no responsibility, in respect of the accuracy, reliability, completeness or thoroughness of any of the information contained in this document. Each of those parties, to the maximum extent permitted by law, expressly disclaims, and as a recipient, you expressly release each of those parties from, all liabilities, including (without limitation) liability for negligence in respect of, any part of the information contained in the document. No such parties are under any obligation to update any information in this document or correct any inaccuracies or omissions that may exist or become apparent. Neither this document nor any additional information which may subsequently be provided to a recipient shall constitute or form part of any offer, solicitation, invitation, advice or recommendation to sell or acquire any securities or assets.

Deep Data Analytics provides this financial advice as an honest and reasonable opinion held at a point in time about an investment’s risk profile and merit and the information is provided by the Deep Data Analytics in good faith. The views of the adviser(s) do not necessarily reflect the views of the AFS Licensee. Deep Data Analytics has no obligation to update the opinion unless Deep Data Analytics is currently contracted to provide such an updated opinion. Deep Data Analytics does not warrant the accuracy of any information it sources from others. All statements as to future matters are not guaranteed to be accurate and any statements as to past performance do not represent future performance. Assessment of risk can be subjective. Portfolios of equity investments need to be well diversified and the risk appropriate for the investor. Equity investments in listed or unlisted companies yet to achieve a profit or with an equity value less than \$50 million should collectively be a small component of a balanced portfolio, with smaller individual investment sizes than otherwise. Investors are responsible for their own investment decisions, unless a contract stipulates otherwise. Deep Data Analytics does not stand behind the capital value or performance of any investment. Subject to any terms implied by law and which cannot be excluded, Deep Data Analytics shall not be liable for any errors, omissions, defects or misrepresentations in the information (including by reasons of negligence, negligent misstatement or otherwise) or for any loss or damage (whether direct or indirect) suffered by persons who use or rely on the information. If any law prohibits the exclusion of such liability, Deep Data Analytics limits its liability to the re-supply of the Information, provided that such limitation is permitted by law and is fair and reasonable.

Copyright © Deep Data Analytics. All rights reserved. This material is proprietary to Deep Data Analytics and may not be disclosed to third parties. Any unauthorized use, duplication or disclosure of this document is prohibited. The content has been approved for distribution by Deep Data Analytics (ABN 67 159 532 213 AFS Representative No. 1282992) which is a corporate approved representative of BR Securities (ABN 92 168 734 530 and holder of AFSL No. 456663). Deep Data Analytics is the business name of ABN 67 159 532 213.